



# EAVLD 2024

7<sup>th</sup> Congress of the  
European Association of Veterinary  
Laboratory Diagnosticians

*21<sup>st</sup>-23<sup>rd</sup> October 2024*

**ITALY - PADUA**

## SCIENTIFIC PROGRAMME



[www.eavld.org](http://www.eavld.org)



**ITALY | PADUA**

[www.eavld2024.org](http://www.eavld2024.org)

21<sup>st</sup>-23<sup>rd</sup>  
October  
2024

## WELCOME LETTER

Dear Friends and Colleagues,

It is our great pleasure to invite you to the **7th European Congress of the European Association of Veterinary Laboratory Diagnosticians (EAVLD 2024)**, which will be held at the new Congress Center in Padua (Italy) on October 21–23, 2024.

The EAVLD 2024 will bring together a European audience of veterinary laboratory diagnosticians working in all disciplines across the full range of species, with the aim of providing a platform for communication to share the best practices and research discoveries for the future development of veterinary diagnostics.


The Programme will feature lectures, oral communications, posters and debates; in addition, panel discussions will bring together a group of experts that will offer diverse perspectives and encourage audience interaction to share knowledge and experiences. It is a great opportunity to gain valuable insight and encourage future networking opportunities.

The Congress will be held in a unique, contemporary and flexible space, an architectural gem that joins design, functionality and technology, where also sponsored exhibitions will take place. Padua is a welcoming city, rich in places of art (the University Museum, the world's first botanic garden and anatomy theatre) and artistic beauty (the Scrovegni Chapel with frescoes painted by Giotto). The city is the perfect venue for meetings and events and is easily accessible by car, train and plane. Venice, Verona and Lake Garda are within easy reach.

We truly hope you will join us, finally to be all together at EAVLD 2024 for a new and stimulating experience in the world of Laboratory Diagnosticians, where the future of Animal Health, Food Safety, Animal Welfare, Epidemiology, AMR, Genomics, Zoonosis and Vector Borne Diseases will be the core of discussions, and promoting friendship and collaboration among European scientists.

Looking forward to meeting you in Padua.

*Marialaura  
Corrente,  
EAVLD  
President*



*Loredana Baldi,  
Congress President*

*Antonia Ricci,  
Istituto Zooprofilattico Sperimentale  
delle Venezie Director*



Under the Patronage of:



## COMMITTEE

### Congress President

Loredana Baldi

### Organising Committee

Antonia Ricci  
Giorgia Angeloni  
Nicola Pozzato  
Mariagrazia Zanoni  
Alessandro Zotti

### Scientific Committee

Viktor Ahlberg  
Luca Bargelloni  
Giovanni Cattoli  
Marialaura Corrente  
Nicola Decaro  
Gabiella Elia  
Carmen Losasso  
Antonio Martínez-Murcia  
Antonio Parisi  
Jason Sawyer

### Young Researcher Committee

Giorgia Angeloni  
Gabriele Meroni  
Mattia Pirolo  
Anna Salvaggiulo  
Giovanni Sgroi  
Flavia Zandri

### EAVLD Board

President: Marialaura Corrente  
Vice President: Antonio Martínez-Murcia  
Treasurer: Viktor Ahlberg  
Secretary: Jason Sawyer  
Heather Graham  
István Kiss  
Marzia Pezzolato

## KEYNOTE SPEAKERS



**Giorgia Angeloni**  
President of Vétérinaires  
Sans Frontières International;  
Vicepresident of Veterinari  
Senza Frontiere Italia,  
Researcher at Research and  
International Cooperation  
Unit of IZSve



**Bernardino Fantini**  
Honorary Professor of the  
History of Medicine and  
Health, Geneva Medical  
School, University of Geneva



**Masatoshi Funabashi**  
Research Director and  
Senior Researcher at  
Sony Computer Science  
Laboratories, Inc. Tokyo,  
Japan



**Polychronis Kostoulas**  
Associate Professor of  
Epidemiology, Head,  
Laboratory of Epidemiology  
& Artificial Intelligence  
Faculty of Public & One  
Health, University of  
Thessaly, Greece



**Isabella Monne**  
WOAH/EU and National  
Reference Laboratory for  
avian influenza & Newcastle  
disease  
FAO Reference Centre  
for animal influenza and  
Newcastle disease  
Istituto Zooprofilattico  
Sperimentale delle Venezie,  
Legnaro (PD) ITALY



**Antonio Martinez-Murcia**  
Professor of Microbiology at  
Miguel Hernández University,  
Alicante and genetic PCR  
solutions



**Beatriz Romero Martínez**  
Director of the EU-RL for bovine  
tuberculosis and expert on  
mammalian TB by the WOA. H.  
VISAVET Health Surveillance  
Centre, Complutense University  
of Madrid  
Assistant professor. Animal  
Health Department, Veterinary  
Faculty, Complutense University  
of Madrid



**Dorina Timofte**  
Professor of Veterinary  
Clinical Microbiology  
School of Veterinary Science  
Institute of Infection,  
Veterinary and Ecological  
Sciences (IVES),  
University of Liverpool, UK

**ENALEES**  
Le Nouvel Art du diagnostic

**LAMP-PCR  
IN YOUR CLINIC**

RESULTS IN  
**30**  
MINUTES

RELIABLE

AFFORDABLE

RAPID



VISIT OUR  
STAND N°18

+33 (0)173 2178 21 • [contact@enalees.com](mailto:contact@enalees.com)

**PROGRAMME**





## PROGRAMME

21<sup>st</sup> monday  
OCTOBER

	MANTEGNA AUDITORIUM	PETRARCA ROOM
8.00 - 8.45	Registration	
8.45 - 9.15	Opening Ceremony <b>A. Ricci, L. Bargelloni, M. Drigo, M. Corrente, L. Baldi</b>	
9.15 - 9.45	<b>Keynote Lecture</b> <i>Chair: A. Ricci</i> The Many Histories of One Health and the Shift of Animal Welfare from Tool to Aim <b>Bernardino Fantini</b>	
9.45 - 11.15	<b>Session 1</b> <b>Epidemiology - Zoonoses</b> <i>Chairs: A. Parisi, E. Bozzetta</i> Business Intelligence Tools to Enhance Antimicrobial Stewardship: The Role of Diagnostic Laboratories in Producing Useful and Comparable Data <b>S. Catania</b> African Swine Fever in wild boars: evaluation of the speed of advancement of the infection front in areas with different ecological features of the province of Pavia <b>V. Cappa</b> Comparing apples to oranges: Using social research to harmonize veterinary clinic diagnostic practices <b>M. Zago</b> A Bayesian approach to inter-laboratory diagnostic test evaluation for serological assays <b>V. Ahlberg</b> Genetic diversity of Shiga toxin-producing Escherichia coli from free-ranging red deer <b>S. Lauzi</b>	<b>Session 2</b> <b>New Diagnostic Technologies</b> <i>Chairs: G. Angeloni, A. Martinez-Murcia</i> Could Calliphoridae serve as a possible bovine viral diarrhea virus (BVDV) mechanical vector and reservoir? Preliminary results of an insect competence study <b>F. Crescenti</b> Simultaneous Detection of Antigen and Antibodies of African Swine Fever in a Novel Combo Lateral Flow Assay <b>C. Galán</b> Creating a Dataset and Enhancing Bovine Herpesvirus 1 CPE Detection through Artificial Intelligence <b>Z. Akkutay-Yoldar</b> Multi-platform investigation of Bovine Respiratory Disease-related microbial communities among Southern Italy farms and slaughterhouses <b>S. Castellana</b> TB or not TB – that's the question/ improved intra-vitam diagnostics in a bovine Tb outbreak herd <b>C. Schroeder</b>

	MANTEGNA AUDITORIUM	PETRARCA ROOM
	First detection of Leptospira interrogans serovar Canicola in Caracal caracal: a threat to zoo animals and workers? <b>G. Sgroi</b>	Improving the ante-mortem diagnosis of caprine tuberculosis through the use of specific antigens for in vitro diagnostic platforms <b>C. Velasco Reinaldos</b>
11.15 - 11.45	Coffee Break and Poster Session	
11.45 - 12.15	<b>Keynote Lecture</b> <i>Chair: A. Ricci</i> High Pathogenicity Avian Influenza (HPAI): expect the unexpected <b>Isabella Monne</b>	
12.15 - 13.15	<b>Early Career Researcher - Session 1</b> <i>Chairs: G. Meroni, M. Pirolò</i> Epidemiology of antimicrobial resistance in the monophasic variant of Salmonella Typhimurium <b>P. Carrizo Coronad</b> Poultry Supply Chain Impact on Campylobacteriosis Surveillance in Italy Over One Year <b>R. Di Romualdo</b> Subclinical mastitis in Lacaune and crossbreed sheep from farms in central Greece. Etiologic agents, effect on milk characteristics, and evaluation of infrared thermography as a diagnostic tool <b>M. Lysitsas</b> Circular economy and antimicrobial resistance: assessment of the impact on the agri-food systems <b>G. Barbieri</b> Salmonella proficiency tests, the experience of the Italian National Reference Laboratory <b>G. Cento</b>	
13.15 - 14.15	Lunch and Poster Session	

- 14.15 - 15.15 **Early Career Researcher - Session 2**  
*Chairs: A. Salvaggiulo, F. Zendri*  
 Predicting Lung Viral Load in Vaccinated Pigs Exposed to Influenza A Virus using cytokine expression analysis of whole blood stimulation  
**G. Fantoni**  
 Evaluation of five ELISA kits for the serological diagnostics of Enzootic Bovine Leukosis  
**Z. Zurovac Sapundžic**  
 Advancing ASF Diagnosis: Insights from non-HAD Genotype II African Swine Fever Viruses in the EU (2017-2022)  
**N. Casado**  
 Evaluation of alternative samples and protocols for serological monitoring of avian influenza vaccination in duck flocks  
**M. Walch**  
 Acute Infection Dynamics of Domestic Cat Hepadnavirus (DCH)  
**F. Pellegrini**

- 15.15 - 16.45 **Session 3 Animal Health**  
*Chairs: D. Galante, J. Sawyer*  
 Field comparison of ASFV target tissues and non-invasive samples in wild boars during the genotype II Italian epidemic  
**S. Zoppi**  
 Identification and characterization of protoparvovirus carnivoran1 strains circulating in iberian lynxes (*Lynx pardinus*)  
**G. Diakoudi**  
 A multidisciplinary approach to characterize a *Salmonella enterica* serovar Enteritidis unusual outbreak in fenced Iberian ibex (*Capra pyrenaica*)  
**M. Perez-Sancho**  
 Evaluation of in vitro antiviral activity of fungal secondary metabolites against bovine coronavirus  
**P. Capozza**  
 Prevalence of *Mycoplasma equigenitalium* in Martina Franca (Italy) and Andalusian (Spain) donkey populations  
**M.S.M. Yusuf**

- 16.45 - 17.15 **Keynote Lecture**  
*Chair: M. Corrente*  
 Phylogenetic diversity and current taxonomy of the genus *Mycobacterium*: consequences for the diagnosis of tuberculosis  
**Antonio Martinez-Murcia**

- 17.30 - 18.30 Welcome Cocktail

- 9.00 - 9.30 **Keynote Lecture**  
*Chair: N. Decaro*  
 Challenges and new initiatives in veterinary clinical microbiology  
**Dorina Timofte**
- 9.30 - 11.00 **Session 4 Food Safety - Genomics**  
*Chairs: L. Barco, V. Michelacci*  
 Identification of food adulteration by the examination of species-specific DNA in commercial meat products, by multiplex real-time PCR  
**D. Johnston**  
 MALDI-TOF and Machine Learning: preliminary results of *Campylobacter jejuni* sub-typing  
**F. Giacometti**  
 First report of stx2k-producing *E. coli* strains from food in Europe, 2015  
**G. Nobili**  
 Bacterial communities in a fish-farm under intensive production conditions  
**S. Reale**  
 LeishGenApp and LeishGenR, two novel diagnosis platforms to detect CNVs as drug-resistance biomarkers in *Leishmania infantum* from cultures and clinical samples  
**M. Carrasco-Martin**  
 Deciphering the evolution of the Arctic-like lineage of Canine Distemper Virus  
**Z. Lanszki**

- 11.00 - 11.30 Coffee Break and Poster Session

- 11.30 - 12.00 **Keynote Lecture**  
*Chair: V. Ahlberg*  
 Latent Class Models: Validation of Diagnostics without a Reference Test  
**Polychronis Kostoulas**

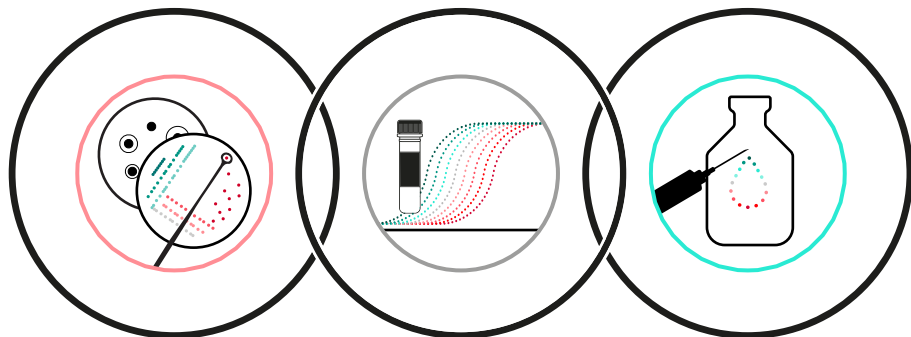
- 12.00 - 13.00 Company Symposium  
 BIOMERIEUX  
**bioMérieux Molecular innovative approach for food testing application**  
**J.P. Tourniaire**
- Company Symposium  
 HOLOGIC  
**Cross-cutting Technology: a supporting answer to the One-Health Paradigm**  
**E. Ciarrocchi, R. Irelli, P. Bottino**

MANTEGNA AUDITORIUM	
13.00 - 14.00	Lunch and Poster Session
14.00 - 14.30	<b>Keynote Lecture</b> <i>Chair: L. Baldi</i> One Health, many lives: practical implementation cases in the Global South <b>Giorgia Angeloni</b>
14.30 - 15.30	Company Symposium IDEXX <b>Paratuberculosis Testing and Practical Approach</b> <b>E. Stellbrink, N. Taylor</b>
15.30 - 16.00	Coffee Break and Poster Session
16.00 - 17.30	<b>Session 5 Miscellaneous</b> <i>Chairs: H. Graham, N. Pozzato</i> A case of acute intoxication by the ornamental plant <i>Pieris japonica</i> in a goat farm: toxicological screening by direct introduction high resolution mass spectrometry (DART-HRMS) in a diagnostic setting <b>A. Leone</b> A field trial characterization of wild boar post-mortem interval to support African Swine Fever detection <b>G. Assirelli</b> Coxiella burnetii-specific IFN $\gamma$ and antibody responses to naturally-acquired infection in dairy cows <b>L. O'Shannessy</b> Electrochemotherapy for Feline Squamous Cell Carcinoma treatment: Novel insights into immune response <b>F. Dell'Anno</b> Circulating microRNA: biomarkers for early diagnosis of bovine Paratuberculosis <b>P. Mazzone</b> VKORC1 mutations in rodents from Emilia-Romagna, Northern Italy <b>A. Reggiani</b>

MANTEGNA AUDITORIUM	PETRARCA ROOM
17.30 - 18.15	EAVLD General Meeting      SIDiLV General Meeting
19.30	Congress Dinner

23<sup>rd</sup> wednesday  
OCTOBER


MANTEGNA AUDITORIUM	
9.00 - 9.30	<b>Keynote Lecture</b> <i>Chair: P. Mazzone</i> Diagnostic limitations in controlling the recurrence of bovine tuberculosis in European countries <b>Beatriz Romero Martínez</b>
09.30 - 10.45	<b>Session 6 Animal Health - Antimicrobial Resistance</b> <i>Chairs: G. Elia, M. Pezzolato</i> African swine fever: current epidemiological situation in Europe and in Italy <b>F. Feliziani</b> Brucella suis outbreak in an Austrian pig farm - Tracing potential spill-over from wildlife using Whole Genome Sequencing <b>M. Gonano</b> Gastrointestinal nematodes in cattle and sheep farms of the Campania region: evaluation of anthelmintic resistance <b>L. Baldi</b> Molecular identification of trichophyton indotineae strains isolated in Italy and evaluation of terbinafine resistance or susceptibility <b>D. Cruciani</b> A Novel Arterivirus in Fatal Encephalitis of European Hedgehogs in England <b>N. Inglese</b> A multicentric European epidemiological study for Feline Circovirus 1 in domestic cats <b>A. Salvaggiulo</b>
10.45 - 11.00	Company Symposium INDICAL <b>Enabling rapid responses: Streamlined molecular workflows for outbreak situations</b> <b>L. Murphy</b>
11.00 - 11.30	<b>Keynote Lecture</b> <i>Chair: L. Baldi</i> From One Health to Planetary Health: towards an ecosystem-based approach to food production and public health with Synecoculture <b>Masatoshi Funabashi</b>
11.30 - 12.00	Coffee Break and Poster Session
12.00 - 12.50	Highlight - Awards Ceremony - Closing Ceremony
15.00	Optional Tour



**DIAGNOSTIC  
SERVICE**

**qPCR KITS  
PRODUCTION**

**AUTOGENOUS  
VACCINES**



**COME TO VISIT US AT BOOTH 21**

## SOCIAL PROGRAMME

### CONGRESS DINNER

Tuesday 22nd October 2024 – 19.30

Caffè Pedrocchi

**Delegate**

**€ 50,00 vat included**

**Accompanying Person**

**€ 85,00 vat included**

*\*this service is available for purchase during registration*

Caffè Pedrocchi, a historic symbol of Padua.

A unique heritage venue in Padua.

The history of Caffè Pedrocchi has always been closely connected to the city of Padua.

Caffè Pedrocchi, a symbol and icon of the city, is an unmissable tourist destination for anyone visiting Padua.

### POST CONGRESS TOUR

Wednesday 23rd October 2024 – 15.00 (visit lasts 45 minutes)

A visit to PALAZZO BO

**€ 10,00 vat included**

*\*this service is available for purchase during registration*

*“Allowing that the honour of being home to the scientific revolution might be said to belong to one single place, that place is Padua.”*

*– (H.Butterfield, Harvard University, 1958)*

The visit includes: Palazzo Bo, The Old Court And The Heraldic Crests, The Great Hall, The Sala Dei Quaranta, Galileo's Rostrum, The Medice Hall.

The tour will start directly from Palazzo Bo.





## REGISTRATION FEES

All delegates must register for the congress.  
Registration fees are as follows

	<b>EARLY BIRD REGISTRATION</b> (until August 30 <sup>th</sup> )	<b>REGULAR REGISTRATION</b> (between Aug31 <sup>st</sup> - Oct 11 <sup>th</sup> )	<b>ONSITE REGISTRATION</b> at the registration desk
EAVLD/SIDiLV Member	€ 420,00	€ 490,00	€ 520,00
ECVM/ESGM Member	€ 430,00	€ 500,00	€ 530,00
Non member	€ 480,00	€ 550,00	€ 580,00
PhD Student	€ 330,00	€ 380,00	€ 410,00
Degree Student	€ 280,00	€ 280,00	€ 280,00

VAT 22% included  
\*Members are required to submit their membership ID during the registration process. Students are required to submit their Student ID during the registration process.

## PERSONAL INVITATION FOR VISA PURPOSES

To facilitate congress attendance a personal invitation can be sent on request. This invitation does not exempt the recipient from registering and paying the proper congress fee. Please inform the congress secretariat if you need a personal invitation letter. Registration fees and charges for all events related to the EAVLD Congress 2024 must be paid in euros.

## INVOICING

When filling out the online registration form we strongly recommend to pay particular attention to the Invoicing page.

Before registering, carefully check who the invoice shall be headed to and make sure you have all relevant information:

- header
- address
- VAT code
- fiscal code (for Italians only)
- PO number (if required)

Make sure the invoice details you are going to indicate are the correct ones. In case of requests for data corrections and/or invoice re-issuing due to wrong data submission, the Organizing Secretariat will apply a fee of € 50,00 for each new document re-issued, which shall be paid in advance.

## REMITTANCE

Registration fees shall be paid by credit card or bank transfer through the available on-line system.

When paying by bank transfer, a copy of the transfer receipt must be sent to [federica.donzelli@vetinternational.eu](mailto:federica.donzelli@vetinternational.eu)

Registrations without proof of payment will not be accepted.

The organising secretariat will send registration confirmation upon receipt of payment by e-mail.

Please be sure your e-mail address is filled in correctly.

## CANCELLATION AND REFUND

Cancellations must be sent to [federica.donzelli@vetinternational.eu](mailto:federica.donzelli@vetinternational.eu).

The amount equal to 50% of the fee paid will be refunded for cancellations received by 30th August 2024.

After that date no refunds will be issued.

All refunds will be paid in euros after the congress.

## CANCELLATION OF THE CONGRESS

The congress secretariat reserves the right to cancel the congress, shift venue or change dates without notice in case of "force majeure". Neither VET International nor the Congress Organising Committee shall be liable for any damage claims.

## LIABILITY AND INSURANCE

Registration fees do not include the insurance of participants against personal accidents, sickness and cancellations by any party, theft, loss or damage to personal possessions. Participants are advised to take out adequate personal insurance to cover travel, accommodation, cancellation and personal effects.



## ABSTRACT

Congress delegates are cordially invited to submit abstracts of their scientific work for presentation as a free communication at EAVLD 2024.

A limited number of abstracts will be selected for oral presentation during congress symposia.

Following the evaluation process, abstracts that are not selected as oral by the EAVLD 2024 Scientific Committee may be presented as posters.

### Confirmation of receipt

Receipt of the abstract will be acknowledged by e-mail immediately after submission.

### Notification of acceptance or rejection

Authors will be notified of acceptance or rejection.

### Registration

The presenting author of each abstract must register for the congress [by the Early Bird Registration \(Until August 30th\)](#)

### General requirements


The text must be clear, concise, and written in proper English.

The content must not have been previously published in academic journals or subject to peer review.

**Each presenting author can present maximum 1 abstract.**

## TOPICS

- Animal health
- Animal welfare
- Antimicrobial resistance / Susceptibility testing
- Biosecurity in animal health
- Emerging and re-emerging diseases
- Epidemiology / Risk analysis and communication
- Exotic diseases in developed countries
- Food Safety
- Forensic diagnostics
- Genomics
- Immunology and vaccines
- Laboratory animals
- New Diagnostic Testing Technologies
- Proficiency Testing – participant and organizer perspective
- Zoonoses / Vector borne diseases
- Miscellaneous



Animal &  
Plant Health  
Agency



## The Animal and Plant Health Agency (APHA) is part of the UK Government

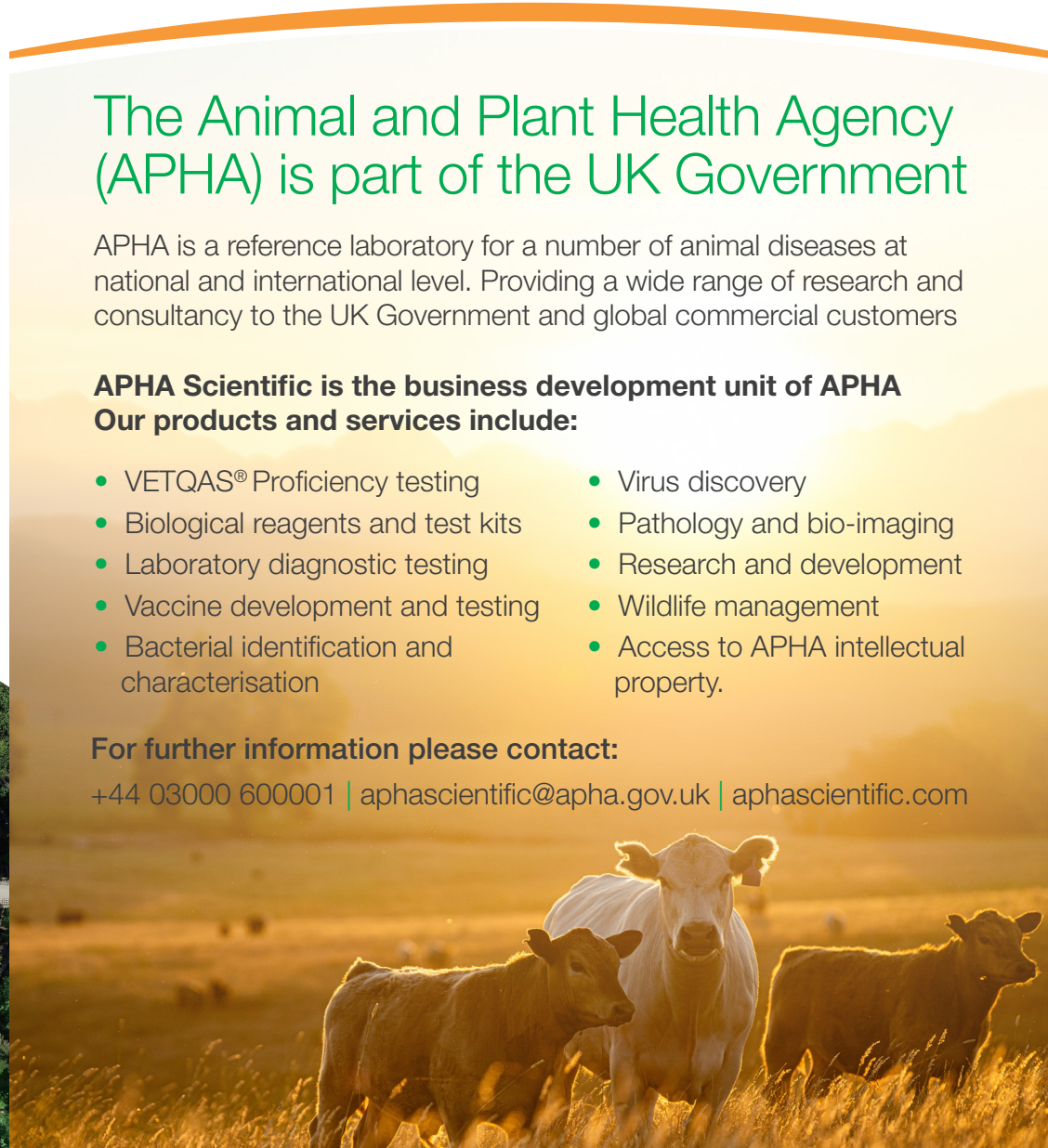
APHA is a reference laboratory for a number of animal diseases at national and international level. Providing a wide range of research and consultancy to the UK Government and global commercial customers

**APHA Scientific is the business development unit of APHA**  
**Our products and services include:**

- VETQAS® Proficiency testing
- Biological reagents and test kits
- Laboratory diagnostic testing
- Vaccine development and testing
- Bacterial identification and characterisation
- Virus discovery
- Pathology and bio-imaging
- Research and development
- Wildlife management
- Access to APHA intellectual property.

**For further information please contact:**

+44 03000 600001 | [aphascientific@apha.gov.uk](mailto:aphascientific@apha.gov.uk) | [aphascientific.com](http://aphascientific.com)



## GENERAL INFORMATION

### REGISTRATION DESK

The registration desk will be located at the entrance and it will be open at the following times:

Monday, 21<sup>st</sup> October 2024, 8.00 - 17.30

Tuesday, 22<sup>nd</sup> October 2024, 8.30 - 18.30

Wednesday, 23<sup>rd</sup> October 2024, 8.30 - 13.00

### CONFERENCE LANGUAGE

The official language of the conference is English.  
Simultaneous translation is not provided.

### NAME BADGE

A name badge will be required to access to the conference area.  
Participants will receive a name tag when they check in at the registration desk.  
Delegates and exhibitors must display the official badge at all time.

### WIFI

The WiFi access is free for all attendees and accessible in all the Venue areas during conference days.

### CERTIFICATE OF ATTENDANCE

A certificate of attendance will be issued to properly registered attendees.  
Certificates of attendance will be sent by email after the conference.

### CLOAKROOM

The cloakroom is provided.

### PHOTO

We inform you that during the event photos will be taken.  
We kindly ask those who do not want to be photographed to inform the organizing secretariat.

### HOTEL ACCOMODATION

Agreements have been made with different hotels.  
Special rates have been reserved for EAVLD2024 delegates.  
Reservations can be made online, please visit the 'Hotel Accommodation' page on the Congress web site.

A unique, contemporary and flexible space.  
An architectural gem that joins design, functionality and technology. An internationally oriented venue that can host events for up to 3,334 people. Just a few steps from the vibrant historic center of Padua, steeped in art and culture, and under 30 minutes from Venice, the new Padova Congress center – the largest in the Veneto – is the ideal destination for congresses, big events, corporate conventions, meetings, galas.

### How to reach

#### BY TRAIN

Padua can be easily reached by train. It is 2 hours from Milan, an hour and a half from Bologna and only 20 minutes from Venice and Vicenza. The train station is about 500 meters from the congress center.

#### BY PLANE

The nearest airport is Marco Polo International Airport in Tessera, Venice, which can be reached in about half an hour by highway.

#### BY CAR

From the Milan-Venice (A4) highway, take the Padova Est exit then follow signs for the Fiera. From the Bologna-Padua (A13) highway, take the Padova Sud exit then follow signs for the Fiera. The Congress Center offers ample parking facilities: in addition to the 1,400 spaces available on the exhibition grounds, there are 800 external spaces.

## CONFERENCE VENUE Padua Congress Center

Via N. Tommaseo 59  
35131 Padua (Italy)



## SPONSORS AND EXHIBITON AREA

Soon available.



BRONZE



SILVER

PARTNERS & EXHIBITORS





- ASF
- Avian Influenza
- Bluetongue
- Bovine Influenza A Virus
- CCHF
- CSF
- EHD
- FMD
- Glanders
- Infectious laryngotracheitis
- Lumpy Skin Disease
- Newcastle Disease
- PPR
- Rift Valley Fever
- Schmallenberg
- West Nile Virus & Flaviviruses

ELISA

PCR

Rapid tests



*With you at every step*

POSTERS

ANIMAL HEALTH

P001

**Enhancing Defense: The Role of Adjuvants in FMD Vaccination of Buffalo Calves**

Q. Akram, M. Ahsan Naeem, M. Younas, M. Rizwan Saeed

P002

**Comparison of diagnostic tools for calf diarrhea in flanders**

L. Allais, E. Van Driessche, N. Botteldoorn, J. Schaep, T. Vanblaere

P003

**Pathosense as a diagnostic tool to unravel PCV2 – porcine Parvovirus coinfections**

L. Allais, C. Bonckaert, E. Van Driessche, N. Botteldoorn, J. Schaep, H. Nauwynck, S. Theuns, T. Vanblaere

P004

**The molecular epidemiology of feline Parvovirus infections in cats**

T. Fedai, C.U. Aslan, G. Acar, F. Dogan, S. Bilge Dagalp

P005

**Survival at +4°C, +20°C and +37°C of Italian genotype I and II African Swine Fever strains**

R. Biccheri, M. Pela, A. Felici, C. Maresca, F. Feliziani, M.S. Beato

P006

**Typing of APEC isolates revealed an outbreak of broiler colibacillosis caused by ST23 O78:H4 in Finland**

M. Biström, T. Lienemann, T. Pohjanvirta, P. Vennerström

P007

**Application of Next Generation Sequencing (NGS) technologies for the identification and characterization of Apis mellifera microbiota in Italy**

F. Bordin, A. Peruzzo, G. Zamperin, M. Bertola, E. Palumbo, A. Milani, M. Orsini, A. Fusaro, P. Mogliotti, M.P. Cerioli, G. Formato, L. Ricchiuti, A. Cerrone, P. Troiano, A. Salvaggio, A. Pintore, F. Mutinelli, A. Granato

P008

**Whole Genome Sequencing and characterization of Antibiotic Resistance Genes in Brucella strains isolated from Water Buffalo in Southern Italy during 2019 - 2021: a preliminary study**

M.G. Riccardi, R. Paradiso, A. Rinaldi, B. Cecere, A. Cerrone, F. Bove, G. Fusco, G. Borriello



**P009****Prevalence of *Streptococcus equi* subsp. *zooepidemicus* in Martina Franca and Andalusian donkey populations**

M. Burgio, G.G. Aiudi, M.S.M. Yusuf, J.V. Delgado Bermejo, C. Rivas López, A. Carbonari, M.S. Lucente, V. Landi, M. Corrente, M. Tempesta, G. Greco

**P010****Development of a diagnostic pipeline for equine Papillomaviruses**

P. Capozza, A.A. Omar, F. Pellegrini, V.I. Vasinioti, A. Salvaggiulo, L. Occhiogrosso, G. Patruno, P. Pinto, G. Diakoudi, M. Camero, N. Decaro, A. Alberti, G. Lanave, V. Martella

**P011****Isolation and characterization of Shiga toxin-producing *Escherichia coli* (STEC) in a piglet from Basilicata (Italy)**

M. Caruso, S. Castellana, L.M. Difato, G. Caldarola, A. Donatiello, A. Bianco, L. Capozzi, L. Del Sambro, V. Ianuzziello, A. Parisi, R. Fraccalvieri

**P012****Atypical porcine Pestivirus in wild boar in central Italy: preliminary results**

C. Casciari, C. Iscaro, S. Pirani, E. Tinelli, E. Scoccia, C. Colabella, C. Maresca, A. De Giuseppe, M. Giammarioli

**P013****Isolation of a potentially novel *Mycoplasma* species related to *M. bovirhinis* from dairy cattle in Northern Italy**

M. Gastaldelli, A. Tondo, B. Colò, M. Picchi, E. Rinaldi, V. Righetti, A. Barberio, K. Qualtieri, K. Sulyok, M. Gyuranecz, M. Merenda, S. Catania

**P014****Transplacental transmission of *Theileria equi***

I. Ricci, A. Cersini, G.A. Marcario, R. Nardini, G. Manna, G. Brocherel, I. Congiu, S. Greco, C.A. Minniti, R. Conti, M.T. Scicluna

**P015****Antimicrobial efficacy of Cinnamon Essential Oil against Enteropathogenic *Escherichia coli* (EPEC) from rabbit**

E. Circella, G. Casalino, G. Bozzo, M. Schiavitto, A. Bove, D. Romito, V. Perna, F. D'Amico, A. Camarda

**P016****Use of recombinant E2 APPV protein in enzyme immunoassay for seroprevalence studies: preliminary data**

C. Colabella, L. Anzalone, S. Pirani, E. Tinelli, M. Giammarioli, C. Iscaro, F. Feliziani, M. Cagiola, A. De Giuseppe

**P017****Development of an indirect ELISA test for the detection of circulation of Equine Hepacivirus and Equine Parvovirus-hepatitis in Piedmont, Italy**

L. Brienza, R. Cardone, G. Memoli, I. Colasanto, G. Lanave, D. Avazato, S. Rosati, M. Bullone, G. Elia, B. Colitti

**P018****Environmental exposure and pet animals: risk assessment through the study of effect biomarkers**

F. Corrado, A. Iannuzzi, R. Pistucci, L. Vassallo, M.C. Cuomo, D. Sansone, A. Siciliano, G. Rofrano, J.L. D'Auria, D. Cardinale, A. Gallo

**P019****A post mortem laboratory approach for the evaluation of free-living cats health status in Padova province (preliminary data)**

E. Spagnolo, M.L. Moronato, R. Friso, P. Bassi, S. Varotto, A. Bortolini, A. Costa, M. Corrà

**P020****A retrospective study on the prevalence of Toxin-producing *Escherichia coli* infection in cats and dogs in the Campania region**

G. De Luca, O. Valvini, N. Riccone, F. Del Piano, C. Auriemma, A. Gallo, F. Alfano, P. Izzo, G. Fusco, E. De Carlo, M.G. Lucibelli

**P021****Occurrence and characterization of RHDVA strains in Italy over 10 years**

V. Di Giovanni, C. Bertasio, A. Lavazza, L. Capucci, P. Cavadini

**P022****A case of *Erysipelothrix rhusiopathiae*-associated systemic infection in a Weimaraner dog**

S. Di Nola, A. Mazzei, C. Calzolari, I. Radu

**P023****Two cases of Paraganglioma as necroscopic findings in dogs**

M. Dimatteo, M. D'Amore, M. Guida, G. Rosato, D. Izzillo, S.M. Casciaro, G. Fusco, E. De Carlo, B. Degli Uberti

**P024****The occurrence of positive PCR and negative ELISA samples (PPNEs) when testing for Bovine Viral Diarrhea Virus (BVDV) in a compulsory eradication programme**

A. Donaghy, E. Holmes, J. Leigh, C. Brown, S. Leinster, A. Jeffers, J. Clarke, J. Mcconville

**P025****Bovine tuberculosis outbreak caused by *Mycobacterium caprae*: a “from farm to web” diagnostic case report**

V. D'Ascenzo, D. Pintus, T. Piseddu, M.B. Boniotti, C. Bertasio, F. Balia, B. Mossa, S. Dore

**P026****Digital PCR (dPCR) to quantify the load of *Mycobacterium avium* subsp. paratuberculosis (MAP) present in feces as a “tool” to define priorities of interventions in an infected cattle herd**

A. Filippi, C. Garbarino, G. Ventura, M. Gradassi, R. Frontoni, E. Tuccia, A. Giuliani, S. Russo, A. Luppi, M. Ricchi

**P027****Design of a novel multiplex-RT-PCR assay for improved PRRSV diagnostics**

S. Hänsel, F. Priller, C. Stieler, H. Ziebarth, K. Valentine

**P028****New chemokines as biomarkers for detection of Mycobacterium bovis infection in water buffalo (Bubalus bubalis): preliminary results on MIP-1 $\alpha$  and MIP-1 $\beta$** 

G. Franzoni, A. Donniacuo, P. Mazzone, E. De Carlo, S. Dei Giudici, S. Zinellu, L. Schiavo, F. Signorelli, F. Napolitano, G. De Matteis, G. Galiero, J. Bezos, A. Martucciello

**P029****Laboratory validation of Real-Time PCR assays for detection of African swine fever in faecal samples**

A. Fulmini, S. Mrabet, E. Tinelli, C. Casciari, M.S. Beato, F. Feliziani

**P030****A survey of the reproductive lesions in captive female non-human primates in Italy**

V. Galiotta, C. Cocumelli, R. Parmigiani, E. Bovi, T. Palmerini, S. Antognetti, P. Di Cerbo, M. Aloisi, K.G. Friedrich, C. Eleni

**P031****Biomonitoring study conducted on the population of pet animals resident in Campania**

A. Gallo, D. Cardinale, L. Vassallo, M. Cuomo, D. Sansone, A. Siciliano, G. Rofrano, J.L. D'Auria, D. Signorelli, F. Corrado

**P032****Molecular differentiation of Streptococcus suis serotype 2, 1/2, 1 and 14 in strains isolated from pigs from 2019 to 2023 in northern Italy**

S. Faccini, L. Gintoli, M. D'Incau, E. Cursio, C. Rosignoli

**P033****Development and standardization of a serological assay for bovine tuberculosis in water buffaloes using potential diagnostic antigens**

S. Giovannozzi, A. Martucciello, M. Domínguez Rodríguez, I. Moreno Iruela, M. Boifava, G. Parisio, N. Vitale, E. De Carlo, J. Bezos Garrido, E. Gormley, P. Mazzone, B. Romero, M.B. Boniotti

**P034****Alterations in the biochemical profile of calves with diarrhea symptoms within the first 10 days of life**

G. Valli, V. Lorenzi, F. Fusi, M. Tempini, D. Vecchio, S. Bergagna, A. Barberio, L. Bertocchi, I. Archetti

**P035****Detection of Salmonella enterica serotypes in dairy cattle farms in Northern Italy**

F. Parolini, G. Ventura, C. Rosignoli, S. Rota Nodari, M. D'Incau, L. Marocchi, G. Santucci, M. Boldini, M. Gradassi

**P036****Investigating the role of Helicococcus ovis as pathogen in pneumonia in calves**

F. Grégoire, C. De Meeûs D'Argenteuil, P. Cuvelier, M. Garigliany, F. Smeets, T. Petitjean, Z. Blockx

**P037****Study on of Neospora caninum detection using differentiated Elisa serology**

F. Gregoire, K. Lambert, K. Renier, L. Delooz, J. Evrard, P. Coppe, F. Bernard

**P038****Enzootic bovine leukosis: update of Italian legislation to disease control**

C. Iscaro, R. Lomolino, D. Palma, L. Possenti, L. Ruocco, F. Feliziani

**P039****Idiopathic immunomediated hemolytic anemia in a horse**

K. Satué, M. Velasco-Martínez, D. Lafauci, E. Fazio, P. Medica

**P040****Assessment of glycemia, cholesterolemia and triglyceridemia as markers of insulin resistance in spanish purebred mares during lactation**

K. Satué, M. Velasco-Martínez, D. Lafauci, E. Fazio, P. Medica

**P041****Complete genomic sequence of a Porcine respirovirus 1 (PRV1) isolated in Italy**

G. Leo, C. Bertasio, V. Carta, D. Lelli, C. Tolini, M. Carrera, T. Trogu, A. Moreno, A. Lavazza, E. Sozzi

**P042****Canine Distemper Virus in wildlife, Italy (2022-2024)**

M.G. Lucibelli, N. D'Alessio, S. Rea, C. Auriemma, M.S. Lucente, F. Pellegrini, G. Diakoudi, E. De Carlo, N. Decaro, G. Lanave, V. Martella, G. Fusco, F. Alfano

**P043****Occurrence of Aflatoxin B1 in feed commercialized in Sicily (Southern Italy)**

A. Macaluso, G. Cammilleri, A. Cicero, L. Pantano, P. Riolo, E.M.D. Messina, C. Alfano, M.B. Drussilla, F.G. Galluzzo, V. Ferrantelli, G.M. Lo Dico

**P044****Fatal infection associated with Erysipelothrix sp. in three free-ranging bottlenose dolphins (Tursiops truncatus) stranded along the Tuscany coast of Italy**

M. Maestrini, C. Cocumelli, A. Franco, F. Bellagamba, E. Bovi, E.L. Diaconu, A. Ianzano, T. Palmerini, R. Parmigiani, F. Stravino, C. Mancusi, L. Marsili, G. Di Guardo, G. Terracciano

**P045****Enhanced Arbovirus surveillance: two-year monitoring data from Piemonte, Liguria and Valle D'aosta (2022-2023)**

C. Nogarol, O. Portanti, E. Trabunella, S.M. Di Trani, V. Listorti, S. Robetto, I.N. Miceli, S. Brusadore, E. Ciarrocchi, R. Irelli, G. Savini, M.L. Mandola

**P046****Prevalence study of *Brucella canis* in dogs residing in Umbria: the complexity of choosing appropriate diagnostic tests**

M.L. Marenzoni, S. Attura, B. Favi, M.T. Antognoni, M.B. Conti, A. Felici, C. Maresca, E. Scoccia, M.R. Bonci, A. Pistolesi, S. Zanghì, A. Confaloni, D. Marini, L. Sylla, F. De Massis, F. Sacchini, M. Tittarelli

**P047****Leptospirosis in central-Italy: a retrospective contest analysis on domestic animals and humans in years 2018-2022**

S. Costarelli, S. Crotti, C. Panziera, V. Piscioneri, A. Fiorucci, E. Scoccia, C. Maresca, P. Cristini, M.L. Marenzoni

**P048****A case of a fatal sepsis caused by *Actinobacillus equuli* infection in a 3 days old donkey foal**

L. Marino, D.A. Raele, E. Macolino, G. Siragusa, M.A.R. Ferrantino, M.L. Prencipe, L. Pace, V. Rondinone, A. Bianco, L. Addante, C. Trisolini, A. Petrella

**P049****Biomarkers for detecting mycobacterial disease in cattle: a comparative study**

P. Mazzone, G. Franzoni, M. Torricelli, A. Fratto, A. Donniacuo, L. Schiavo, L. Petrucci, L. Madeo, S. Zinellu, S. Dei Giudici, E. De Carlo, G. Galiero, A. Martucciello

**P050****Molecular markers modulation by effect of porcine epidemic Diarrhea Virus infection**

D. Masiuk, V. Nedzvetsky

**P051****A case of food-borne Salmonellosis in a Corn Snake (*Pantherophis guttatus*) after a feeder mouse meal**

A. Meletiadis, A. Romano, B. Moroni, M.R. Di Nicola, V. Montemurro, M. Pitti, M. Pezzolato, E. Bozzetta, S. Sciuto, P.L. Acutis

**P052****Preclinical diagnosis of classical Scrapie PrPSc in ARQ/ARQ experimental sheep**

D. Meloni, M.C. Cavarretta, A. D'Angelo, F. Ingravalle, G. Perrotta, E. Bozzetta, P. Acutis, M. Mazza, C. Corona, B. Iulini, S. Ravetta, L. Pite

**P053****Introduction of a divergent canine Parvovirus type 2 strain in Sicily, southern Italy, through the Mediterranean sea route to Europe**

F. Mira, G. Schirò, D. Vicari, G. Franzo, G. Purpari, E. Giudice, M. Trapani, A. Carrozzo, G. Spene, V. Talarico, A. Guercio

**P054****Detector dogs as a tool to mitigate risk of ASF introduction in Sardinia (Italy): preliminary results**

B. Mossa, P. Uras, G. Usai, P. Desini, N. Spissu, G. Campus, G. Bitti, S. Canu, F. Dettori, C. Pinna, A. Tempesta, E. Caione, M. Merlini, F. Sgarangella

**P055****Infection by *Mycobacterium caprae* in a herd in Northern Sardinia (Italy)**

B. Mossa, S. Canu, N. Spissu, G. Campus, G. Bitti, M. Lasia, T. Piseddu, A. Satta, F. Balia, S. Dore, P. Desini, F. Sgarangella

**P056****Serological cross-reactivity between Bovine gammaherpesvirus 4 (BoGHV-4) and Bovine alphaherpesvirus 1 (BoAHV-1) in virus-neutralization tests**

C. Righi, E. Scoccia, S. Mrabet, A. Martucciello, G. Cappelli, C. Casciari, C. Grassi, C. Pellegrini, E. De Carlo, G. Costantino, M. Maria Luisa, F. Feliziani, S. Petrini

**P057****Investigation on the circulation of Coronaviruses in wild boars in Basilicata region**

C. Ortello, P. Lorenzo, A. Bianco, L. Palazzo, D. Raele, N. Cavaliere, A. Parisi, A.C. Romano, M. Toce, S. Castellana, A.M. D'Antuono, D. Galante

**P058****Blood culture as a diagnostic method for pneumonia in dairy calves: a field investigation**

M. Ossola, S. Raineri, A. Gazzola, L. Filippone Pavesi, V. Ferrulli, A. Boccardo, D. Pravettoni, S. Catania, D. Prativiera, M. Cornaggia, C.F. Magistrali, A.M. Maisano

**P059****The hunt for the one BSE positive sample in over 500.000 collected samples**

C. Overbeek, L. Van Keulen, M. Mozol

**P060****Development of innovative diagnostic technologies to support field control activities of *Aethina tumida* (the Small Hive Beetle - SHB) in Italy, update 2023**

S. Ambrogio, P. Palermo, M. Garzi Cosentino, F. Allevalo, L. De Marco, V. Bonina, G. Federico, L. Barca

**P061****Distribution of toxic and potentially toxic elements in albumen and yolk of sea turtle *Caretta caretta* eggs: analysis and correlation study**

A. Pepe, M. Esposito, F. Maffucci, R. Miniero, S. Hochscheid, P. Gallo, S. Canzanella

**P062****Occurrence of *Salmonella enterica* subsp. *diarizonae* in Finnish sheep**

T. Pohjanvirta, T. Autio, S. Heinikainen, T. Pitkänen, H. Kuronen

**P063****Diversity of bovine *Staphylococcus aureus* isolated from Alpine dairy farms in Austria**

M. Ehling-Schulz, T. Grunert, I. Loncaric, N. Ramezani, P. Mester, J.L. Khol

**P064****Serological investigations of Non-Human Primates (NHP) major infections in captive NHP colonies**

I. Ricci, G. Barlozzari, F. Rosone, G. Pacchiarotti, C. Eleni, V. Galletta, G. Marafini, K.G. Friedrich, P. Di Cerbo, M. Aloisi, M. Scarpulla, M.T. Scicluna

**P065****Concentrations of trace elements in striped dolphin (*S.coeruleoalba*) tissues from the Tyrrhenian and Ionian coastlines (Calabria, Italy)**

D. Ricupero, A. Priolo, G. Lucifora, P. Gallo, M. Esposito, E. De Carlo, L. Curcio

**P066****Subclinical infection with *Anaplasma phagocytophilum* in lambs and implications for lamb performance**

M. Rocchi, A. Stephen, A. Hayward, M. Maley, H. Mcdougall, S. Brown, J. Duncan, F. Kenyon, G. Mitchell

**P067*****Vairimorpha ceranae* and *Vairimorpha apis* in bees (*Apis mellifera*), pollen and honey in southern Italy**

G. Sgroi, A. Mancusi, G. Rofrano, D. Signorelli, M.G. Lucibelli, M. Esposito, Y.T.R. Proroga, N. D'Alessio, A. Gallo, A. Siciliano, L.J. D'Auria

**P068****Gained experience, challenges and lessons learned from a recent dog botulism outbreak in Italy**

C. Scalfaro, G. Cillo, L. Marino, A. Lanza, S. Taglieri, F. Anniballi

**P069****Presentation of the German consiliary laboratory for *Corynebacterium pseudotuberculosis***

R. Sting, B. Polley, E. Hiller, L. Schneider-Bühl

**P070****Prevalence of some respiratory viruses and evaluation of bacterial coinfections in swine from southern Italy**

M. Levante, F. Serra, N. Riccone, G. Desio, A.M. Pugliese, S. Brandi, F. Del Piano, A. Cacace, E. Di Lecce, G. De Luca, E. De Carlo, G. Fusco, M.G. Amoroso

**P071****Recombinant N protein of Rift Valley Fever expression in Baculovirus system and its use in immunoenzymatic assay: preliminary data**

A. Serroni, G. Armillotta, C. Laguardia, S. Ullisse, M. Iorio, L. Testa, F. Parolini, S. Capista, S. Traini, S. Fanì, C. Palucci, G.F. Ronchi, M. Di Ventura, M.T. Mercante

**P072****Complete genomic sequence of a Pestivirus N (Tunisian sheep-like pestivirus) isolated in Italy**

E. Sozzi, C. Chiapponi, G. Leo, L. Soliani, D. Lelli, C. Tolini, M. Carrera, T. Trogu, A. Moreno, M. Bazzucchi, A. Lavazza

**P073****Use of DNA testing to assess traceability of kept animals**

N. Spissu, G. Campus, B. Mossa, S. Canu, G. Bitti, M. Lasia, A. Satta, G. Cavedagna, S. Bionda, G.B. Petretto

**P074****Subclinical mastitis related to *Streptococcus canis* infection**

A. Sposato, L. Del Sambro, S. Castellana, L. Capozzi, A. Bianco, G. Schino, E. Catalano, A. Miccolupo, M. Galgano, C. Trisolini, D. Pugliese, A. Milano, L. Addante, L. Pace, L. Marino

**P075****Evaluation of different markers of trained innate immunity induced by *Mycobacteria* in a porcine model**

T. García-Seco, I. Moreno, C. Herranz, A. Pérez-Domingo, A. Díez-Guerrier, A. Buendía, M.Á. Rialde, F. Cruz, M. Domínguez, L. Domínguez, M. Pérez-Sancho

**P076****LAMP: new DNA/RNA amplification technology as a point of care tool to help diagnostic of *Coryza* in cats**

T. Thibault, L. Melo, L. Valot, A. Zocevic, M. Simonnet, W. Yakoub, D. Schieb, M. Gene, E. Schaeffer, C. Bettin, L. Thiery

**P077****Survey on serological assessment of *Leishmania infantum* in cats in Campania and Calabria regions**

S. Cavallo, T. Toscano, R. D'Ambrosio, L. Barca, M. Garzi Cosentino, R. Brunetti, P. Palermo, F. Vitale, L. Spadari, V. Fogliamanzillo, L. Petruzzo, M. Ascierio, A. Pucciarelli, P. Serpe, L. Baldi

**P078****LAMP: new DNA/RNA amplification technology as a point of care tool to help diagnostic of *Parvovirus* in cats and dogs**

L. Valot, A. Zocevic, L. Melo, T. Thibault, M. Simonnet, W. Yakoub, D. Schieb, M. Gene, C. Bettin, E. Schaeffer, L. Thiery

**P079****Biomarkers of oxidative stress in cerebrospinal fluid in dogs with intervertebral disc herniation and idiopathic epilepsy**

M.G. Velasco-Martínez, A. Campos, Á.M. Hernández, D. Chicharro, A. Del Romero, L. Pardo, J.J. Cerón, K. Satué

## P080

### **5 years of phylogenetic analysis of PRRSV-1 strains circulating in Italy**

D. Vio, M. Ustulin, C. Zanon, L. Ferino, E. Floreani, C. Targhetta

## P081

### **LAMP: new DNA/RNA amplification technology as a point of care tool to help diagnostic of tick diseases in dogs**

A. Zocevic, L. Melo, T. Thibault, L. Valot, M. Simonnet, W. Yakoub, D. Schieb, M. Gene, E. Schaeffer, C. Bettin, L. Thiery

## P259

### **Extended spectrum beta-lactamases and carbapenem resistance in environmental strains of Klebsiella pneumoniae identified in veterinary hospital**

D. Dellamaria, S. Deotto, L. Viel, M. Corrà, M. Vedana, E. Spagnolo, A. Masiero, P. Danesi, K. Capello, A. Pinto, G. Capelli, M. Vascellari, M. Cocchi

## ANIMAL WELFARE

## P082

### **Hematological and biochemical profiles: an aid in welfare assessment**

G. Tedde, M. Roccaro, G. Pilo, A. Peli, G. Carta, L. Secchi, A. Simula, G. Argiolas, M.C. Deiana, P. Nicolussi

## ANTIMICROBIAL RESISTANCE - SUSCEPTIBILITY TESTING

## P083

### **Role of the C. coli's plasmids in the spread of the antimicrobialresistance (AMR)**

P. Di Matteo, D. Smedile, M. Iurescia, A. Ianzano, E. Dell'Aira, G. Cordaro, E.L. Diaconu, A. Giacomi, R. Onorati, A. Caprioli, V. Carfora, A. Franco, A. Battisti, P. Alba

## P084

### **Emerging resistance to florfenicol in Actinobacillus pleuropneumoniae isolates from italian pig herds**

E. Albini, F.R. Massacci, L. Cucco, G. Binucci, M.E. Nigro, M. Ustulin, P. Papa, M. Paniccia', D. Vio, M. Cinthi, S.N. Coccitto, E. Giovanetti, A. Brencciani, C.F. Magistrali

## P085

### **Antimicrobial resistance trends in equine population of central Italy for Streptococcus equi subsp. zooepidemicus**

A. Alessiani, M. Rulli, C. Pompillii, F. Cito, A. Petrini

## P086

### **Antimicrobial susceptibility testing of P. multocida in different approaches**

L. Barta, T. Sattler, F. Schmoll

## P087

### **Occurrence of antibiotic resistance genes in wild boars**

R. Paradiso, A. Rinaldi, M.C. Cuomo, R. Scognamiglio, N. D'Alessio, M. Paone, G. De Luca, F. Del Piano, O. Valvini, G. Borriello

## P088

### **Occurrence of Extended-spectrum $\beta$ -lactamases and carbapenemase-producing Enterobacterales from surface water in the Apulia region**

G. Nobili, A. Cocomazzi, M.G. Basanisi, G. La Bella, R. Coppola, A.M. Damato, A.M. D'Antuono, T. Scirocco, M. Muscarella, S. Lomagro, S. Summa, I. Franconieri, A. Stallone, M. Notarangelo, R. Petruzzelli, C. Pedarra, L. Dattoli, L. Serrecchia, V. Vetrutto, F. Arena, M. Iurescia, V. Bortolaia, G. La Salandra

## P089

### **ESKAPE pathogens: survey in a catering company**

A. Madio, A. Salvaggiolo, M.M. Dimuccio, G. Giustino, A. Cavalli, M. Corrente

## P090

### **Standardized protocol for microbiological AMR monitoring in wastewater**

F. Di Timoteo, T. Romualdi, R. Di Romualdo, K. Zilli, E. Felicioni, L. Di Marcantonio, G. Aprea, V. Acciari, G. Garofolo, A. Janowicz

## P091

### **Carbapenem and colistin resistant Shewanella algae isolated from Loggerhead Sea Turtles (Caretta caretta) in an italian region Apulia**

L.M. Difato, A. Donatiello, A. Bianco, L. Marino, A. Petrella, S. Castellana, V. Rondinone, L. Del Sambro, V. Manzulli, D. Farina, B. Scalese, D. Galante, A. Parisi, M. Caruso, R. Fraccalvieri

## P092

### **Antimicrobial resistance and biofilm-forming ability of Escherichia coli and Klebsiella spp. isolated from urine samples in dogs**

A. Facchin, J. Filipe, F. Tagliasacchi, G. Grilli, T. Vitiello, L. Musa, S. Lauzi

## P093

### **Survey on antibiotic resistance of mastitis bacteria isolated from dairy sheep in Sardinia (Italy), 2023-2024**

I. Fadda, D. Brundu, L. Pinna, F. Cauli, M.P. Firinu, S. Ghisu, B. Zulato, S. Dore

## P094

### **Low prevalence of colistin resistance in Escherichia coli from Swiss livestock**

C. Fleury, J.E. Fernandez, V. Perreten, O. Gudrun

## P095

### **Enterococcus faecium VRE and Staphylococcus aureus MRSA from magpie (Pica pica) from italian region Apulia**

R. Fraccalvieri, L.M. Difato, A. Donatiello, B. Scalese, G. Caldarola, L. Capozzi, S. Castellana, V. Rondinone, V. Manzulli, L. Pace, D. Galante, M. Tempesta, A. Parisi, M. Caruso

## P096

### **Prevalence of methicillin resistance Staphylococcus aureus in slaughterhouses and meat shops of northern area of Pakistan**

S. Khan, H.S. Siddique



**P097**

**Pathogen and antibiotic resistance surveillance in swine farm slurry by nanopore metagenomics**

J. Marti-Carreras, G. Melgarejo, M. Carrasco, M. Noguera-Julián, X. Roura, E. Mateu, O. Francino

**P098**

**Enterococcus species as an antimicrobial resistance barometer in wildlife: preliminary results**

E. Massella, S. Russo, S. Restori, C. Siclari, L. Cirasella, S. Perulli, R. Taddei, A. Luppi

**P099**

**Wildlife as a reservoir of multidrug resistant Escherichia coli and Klebsiella spp. strains: an over 2-year monitoring in the Emilia Romagna region (Italy)**

E. Massella, M. Sampieri, S. Bonardi, M. Conter, G. Galletti, L. Bardasi

**P100**

**Extended-spectrum  $\beta$ -lactamase (ESBL) and Metallo  $\beta$ -lactamase (MBL) producing Pseudomonas aeruginosa strains isolated from canine otitis externa**

F.P. Nocera, A. Chiaromonte, R. Schena, F. Pizzano, S. Arslan, E. Ipek, L. De Martino

**P101**

**Occurrence of Enterococcus spp. resistant to vancomycin and linezolid in clams from the central Adriatic sea**

L. Petrucci, A. Borgognoni, S. Pieralisi, E. Calandri, E. Albini, F.R. Massacci, F. Barchiesi, F. Leoni

**P102**

**Using of surrogate Enterovirus 71 for the study of honeybee viruses inactivation**

J. Prodanová, R. Moutelíková, E. Ukanová

**P103**

**Prevalence of Extended-Spectrum  $\beta$ -Lactamases, AmpC- $\beta$ -Lactamases, fluoroquinolones and carbapenems-resistance in bacteria isolated from wild European hedgehogs (Erinaceus europaeus) faecal samples in Northern Italy: preliminary results**

M.C. Rapi, L. Musa, M. Penati, F. Santandrea, G.B.M. Bianchi, L. Filippone Pavesi, M.F. Addis, G. Grilli

**P104**

**Antimicrobial susceptibility profiling of Streptococcus uberis isolated from a bovine mastitis in dairy farms in Apulia region**

V. Rondinone, L. Addante, L. Capozzi, L. Serrecchia, V. Manzulli, D. Farina, P. Di Taranto, L. Marino, D. Cipolletta, L. Del Sambro, D. Galante, L. Pace

**P105**

**Antimicrobial resistance of Salmonella enterica serovar choleraesuis isolated from pigs during outbreaks of septicemic form in herds of Northern Italy**

C. Rosignoli, G. Santucci, S. Faccini, L. Gintoli, G. Ventura, M. Gradassi, L. Marocchi, M. D'Incau, M. Boldini

**P106**

**Monitoring of vancomycin resistant Enterococci (VRE) in wild animals in Piacenza province, Italy**

S. Russo, S. Restori, A. Di Cesare, T. Sbaffi, G. Borgomaneiro, L. Cirasella, C.A. Garbarino, R. Taddei, A. Luppi, E. Massella

**P107**

**Antimicrobial susceptibility profiles of strains of Clostridium spp. isolated from different domestic and wild animal species**

G. Schiro, A. Carrozzo, F. Mira, M. Vitale, M. La Giglia, D. Vicari

**P108**

**Antimicrobial resistance and AMR genes occurrence in Streptococcus suis**

M. Zouharova, K. Nedbalcova, J. Matiasovic, K. Matiaszkova, N. Kralova

**BIOSECURITY IN ANIMAL HEALTH**

**P109**

**Overview of biosecurity measures in salmonid farms in the autonomous province of Trento (Northeastern Italy)**

E. Franzago, M. Mazzucato, T. Dorotea, P. Mulatti, G. Marchetti, C. Casarotto, A. Fabris, N. Ferrè, A. Toffan, A. Marsella, A. Callegaro, D. Dellamaria, L. Bortolotti, G. Manca, M. Dalla Pozza

**EMERGING AND RE-EMERGING DISEASES**

**P110**

**Glaesserella [Haemophilus] parasuis real-time PCR as a diagnostic method for Glässer's disease in pigs**

L. Arais, S. Williamson, M. Horney, D. Loy, M. Kirchner

**P111**

**Application of the droplet digital PCR (ddPCR) technology for the detection of SARS-CoV-2 in bivalve molluscs and environmental samples**

M.G. Basanisi, G. La Bella, G. Nobili, R. Coppola, A.M. Damato, A.M. D'Antuono, T. Scirocco, G. Occhiochiuso, S. Faleo, P. Selicato, M.C. Nardella, S. Tola, L. Cilenti, E. Suffredini, G. La Salandra

**P112**

**Historical malaria vectors in Southern Italy (Apulia and Basilicata regions): five years of entomological surveillance on residual anophelism, from 2017 to 2023**

M.A. Cafiero, D.A. Raele, F. Severini, L. Toma, M. Menegon, D. Boccolini, E. Franco, P. Miccolis, V. Nola, P. Salerno, G. Francavilla, M.G. Cariglia, G. Tortorella, M. Di Luca

**P113**

**In-depth study of Mammalian Orthoreovirus (MRV) in owned dogs and cats in the Veneto region: preliminary results**

M. Campalto, E. Mazzotta, L. Ceglie, L. Lucchese, P. Danesi, M. Berlanda, G. Barina, E. Baroni, G. Barbieri, A. Natale

**P114****Non toxigenic *Corynebacterium ulcerans* identified in a dog**

M. Cocchi, G. De Zan, N. Genero, M. Monaco, G. Errico, S. Giancristofaro, M.C. Riva, F. Agnoletti

**P115****A new pen-side test to confirm RVF clinical suspicions in the field**

L. Comtet, A. Limozin, F. Donnet, A. Pedarrieu, C. Cetre-Sossah, P. Pourquier

**P116****Newly updated RT-qPCR for an efficient Bluetongue virus type 8 and 4 detection, including BTV-8 strains reported in France and Italy in 2023**

L. Comtet, L. Despois, A. Limozin, P. Pourquier

**P117****A new RT-qPCR kit enabling a specific detection of Bluetongue virus serotype 3**

L. Comtet, L. Despois, A. Polat, A. Limozin, P. Pourquier

**P118****Preliminary serological and molecular evidences of Influenza Virus in wild boars in southern Italy**

A.M. D'Antuono, N. Cavaliere, L. Palazzo, D. Galante, C. Ortello, F. Ferringo, A.C. Romano, M.T. Toce, G. Cascini, F. Stefania, D.A. Raele

**P119****A new highly performant competitive ELISA for the detection of *Besnoitia besnoiti* antibodies in cattle**

A. Greatrex, L. Olagnon, L. Comtet, A. Limozin, P. Pourquier

**P120****Identification of a novel human Parvovirus B19-like (*Erythroparvovirus*) in cats**

G. Lanave, F. Pellegrini, G. Diakoudi, C. Cristiana, A. Cavalli, P. Capozza, G. Elia, B. Di Martino, E. Zini, N. Decaro, M. Camero, V. Martella

**P121****A retrospective study of the prevalence in equine postmortems of cranial mesenteric arteritis caused by *Strongylus vulgaris* in Alberta (2010 to 2022)**

K. Domshy, A. Whitehead, J. Poissant, D. Goldsmith, C. Legge, C. Knight, E. Zachar, S. Loch, J. Davies

**P122****Genetic variability of Influenza A viruses in swine in Northern Italy**

A. Mescoli, A. Prosperi, L. Soliani, L. Baioni, I. Zanni, I. Calanchi, C. Torreggiani, A.M. Moreno Martin, L.G. Alborali, S. Faccini, C. Rosignoli, P. Bonilauri, G. Pupillo, L. Fiorentini, G. Tosi, A. Luppi, C. Chiapponi

**P123****Evaluating diagnostic performance: inter-laboratory comparison tests (ILCT) for African Swine Fever (ASF) in the European Union and third countries from 2014 to 2024**

R. Nieto, A. Soler, C. Pérez, A. Simón, N. Casado, M. García, C. Gómez, M. Arias, C. Gallardo

**P124****Prevalence and genetic diversity of Kobuvirus in cattle farms**

F. Pellegrini, F. Caringella, G. Diakoudi, B. Di Martino, M. Camero, G. Lanave, J. Matthijnsens, V. Martella

**P125****High quality genetic sequencing as a key tool for pathogen surveillance. Porcine Respiratory and Reproductive Syndrome Virus (PRRSV) as an example**

A. Sánchez Santos, L. Valls Vila, J. Maldonado García

**P126****Longitudinal study monitoring Swine Influenza circulation in two swine farms in Northern Italy and post-vaccination follow-up**

L. Soliani, A. Mescoli, L. Baioni, I. Zanni, A. De Mattia, A. Prosperi, C. Torreggiani, E. Pileri, G. Guadagnini, D. Ponzone, A. Luppi, C. Chiapponi

**EPIDEMIOLOGY - RISK ANALYSIS AND COMMUNICATION****P127****Communicating food risks: the experience of the Italian Group of National Experts on Food Risk Communication**

B. Tiozzo Pezzoli, M.G. Falcone, L. Baldi, S. Bonati

**P128****Machine Learning Models for source attribution of *Salmonella* strains isolated from humans**

A. Boscolo Anzoletti, M. Mancin

**P129****Isolation times of *Brucella* spp. from samples collected from livestock and terrestrial wildlife**

M.R. Capone, D. Averaimo, D. Di Sabatino, A. Di Giuseppe, A. Alessiani, A. Petrini

**P130****Testicular cancer and environmental pollution: a comparative onco-epidemiology study in Campania region**

E. Di Napoli, D. De Biase, B. Degli Uberti, M. Dimatteo, S. Cavallo, L. Baldi, G. Rosato, G. Piegari, S. Papparella, S. Rossetti, F. Bruzzese, A. Budillon, O. Paciello

**P131****Integration between National Livestock Register and SIGLA (Istituto Zooprofilattico dell'Umbria e delle Marche - IZSUM - Laboratory Information Management System)**

L. Faccenda, M. Falcinelli, M. Capuccella, D. Francia, A. Mingolla, C. Olivieri, A. Paoloni, E. Rivosecchi, F. Scubla, S. Tonazzini, G. Scieri

**P132****Low prevalence of Paenibacillus larvae in Apis mellifera in The Netherlands**

H. Graham, Y. Dijkstra, R. Ruuls, D. Valkenburg, H. Goossen, M. Counotte, D. Panziera

**P133****An evidence-based framework for antibiotic resistance gene transfer in dairy farms**

F. Marzoli, J. Pinarelli Fazion, P. Antonelli, A. Dall'Occo, S. Belluco, C. Losasso

**P134****Characterization of Streptococcus suis isolates collected from different animal species in the Czech Republic between 2018 and 2022**

J. Matiasovic, M. Zouharova, N. Kralova, K. Nedbalcova

**P135****Automation of communications in Animal Health according to Legislative Decree n. 136/2022**

A. Mingolla, M. Falcinelli, D. Francia, C. Olivieri, A. Paoloni, E. Rivosecchi, G. Scieri, S. Tonazzini, A. Valiani, L. Faccenda

**P136****Rotaviruses A, B and C detected on pig farms in the Czech Republic**

R. Moutelíková, J. Prod lalová

**P137****How the laboratory can support swine practitioners in understanding the diffusion of Mycoplasma hyorhinis**

V. Righetti, G. Nai, A. Morales-Arce, E. Stefani, M. Gastaldelli, D. Prativiera, M. Bottazzari, I. Rossi, M. Merenda

**P138****Environmental contamination in the animal veterinary facilities: relationship between good hygiene practices and mesophilic bacterial count of the surfaces**

A. Pinto, M. Corrà, M. Cocchi, L. Viel, D. Dellamaria, I. Drigo, L. Clapiz, P. Danesi, K. Capello, E. Spagnolo, G. Mascarello, C. Mantovani, S. Crovato, M. Zago, M. Vascellari

**P139****Prevalence and genetic analysis of Bovine Herpesvirus 1 (BoHV-1) in a dairy cattle farm from Ankara, Türkiye**

S. Urak, F. Gar p, K. Dabur, Z. Akkutay-Yoldar

**P140****Updates on bovine Tuberculosis in Italy**

M. Tamba, S. Salvato, G. Casadei, G. Galletti, A. Rosamilia, R. Lomolino

**P141****A systematic review and meta-analysis on Campylobacter spp. prevalence in chicken in Italy**

A.A.K. Zarea, M.F. Iulietto, T. Mandel, P. Scaramozzino, R. Condoleo

**P260****Variability of the sipA gene in Salmonella serovars isolated from swine: study of its correlation with virulence in humans**

M. Tambassi, M. Berni, C. Bracchi, I. Menozzi, A. Dodi, L. Mazzera, M. Morganti, E. Scaltriti, S. Pongolini

**FOOD SAFETY****P142****Occurrence of potentially pathogenic Vibrio parahaemolyticus in blue crabs (Callinectes sapidus) from the northwestern Adriatic Sea**

S. Rubini, F. Barsi, B. Bertasi, E. Galuppini, L. Mangeri, S. Todeschi, F. Righi, A. Scarazzato, M. Sampieri, R. Taddei

**P143****First detection of Noroviruses in blue crabs (Callinectes sapidus) collected in Adriatic sea (Italy)**

B. Bertasi, F. Righi, A. Scarazzato, E. Galuppini, L. Mangeri, F. Meletti, M.N. Losio, R. Taddei, G. Dell'Orfano, S. Rubini

**P144****High Pressure Processing (HPP) treatment to kill Anisakis in fish fillet and Near Infrared spectroscopy to verify its appliance: preliminary data**

G. Esposito, E. Biasibetti, R. Provera, F. Pennisi, A. Brugiapaglia, M. Pezzolato, A. Greco, E. Bozzetta

**P145****Determination of 2-Dodecylcyclobutanone in whole eggs for the identification of ionizing radiation treatment**

M. Campaniello, M. Tomaiuolo, R. Zianni, A. Chiappinelli, A. Mentana, M. Iammarino, V. Nardelli

**P146****Risk assessment related to antimicrobial-resistant pathogens in ready-to-eat foods**

L. Capozzi, A.M. Derobertis, M. Solito, L.M. Di Fato, S. Castellana, R. Fraccalvieri, L. Del Sambro, A. Bianco, E. Catalano, A. Caffò, A. Giannico, D.A. Raele, P. Di Taranto, M. Caruso, A. Parisi

**P147****The veterinary drug from the animal to the environment: LC-HRMS analytical investigation on the cyclic fate of tulathromycin**

F.T. Cherchi, N. Rubattu, S. Salis

**P148**

**Development and evaluation of a DNA metabarcoding method for species identification in meat products**

L. Del Sambro, S. Castellana, A. Bianco, L. Capozzi, A.M. Derobertis, M.E. Gallitelli, C. Trisolini, D. Ridolfi, E. Buzzi, D. Farina, V. Rondinone, P. Di Taranto, A. Donatiello, A. Parisi

**P149**

**Persistence of Hepatitis E Virus (HEV) subtypes 3C and 3E: long-term cold storage and heat treatments**

G. Ianiro, M. Monini, L. De Sabato, M. Bivona, G. Vaccari, F. Ostanello, I. Di Bartolo

**P150**

**Use of *Bdellovibrio* and like organisms (BALOs) as a food safety device**

S. Di Lullo, G. Angelico, S. Pieralisi, G. Talevi, S. Nardi, E. Rocchegiani, S. Fisichella, D. Ottaviani

**P151**

**Enhanced immune response and tolerance mechanisms in *Campylobacter jejuni*-infected chickens with probiotic treatment**

C. Di Pancrazio, F. Marotta, C. Merola, A. Cocco, V. D'Innocenzo, A. Petri, F. Sacchini, C. Villani, F. Perletta, M. Maggetti, I. Krasteva, E. Felicioni, S. Salucci, M. Luciani, G. Garofolo

**P152**

**Molecular approach in epidemiological investigations: an outbreak of listeriosis from black olives**

P. Di Taranto, L. Capozzi, S. Castellana, M. Solito, A. Castellana, S. Morabito, L. Addante, C. Trisolini, M. Caruso, C. Pedarra, V. Manzulli, V. Rondinone, G. Normanno, A. Parisi

**P153**

**Cannabinoids and food safety: strategy for monitoring and perspectives**

P. Gallo, A. Gallo, L. Ambrosio, M. Esposito, V. Urbani, G. Guadagnuolo, O. Arace, A. Siciliano

**P154**

**Detection of non-compliant concentrations of cadmium, mercury and lead in seafood products over a ten-year period**

L. Garofalo, M.G. Sala, C. Focardi, P. Pasqualetti, D. Delfino, P. Scaramozzino, K. Russo

**P155**

**Molecular characterization, virulence genes and antimicrobial resistance of *Aeromonas* isolates from food and freshwater in Lombardy region, Italy**

A. Grassi, E. Olivieri, S. Rigamonti, N. Vicari, F. Guadagno, L. Gintoli, S. Faccini, L. Marocchi, M. Gradassi, M.P. Sommariva, G. Sala, I. Bertoletti, A. Gazzola, M. D'Incau, P. Prati, G. Andreoli

**P156**

**Food borne pathogens in vegetables and animal food products**

V. Blanda, I. Giacchino, V. Vaglica, V. Milioto, S. Migliore, S. Di Bella, F. Gucciardi, R. D'Agostino, C. Sciacca, C. Cardamone, I. Mancuso, L. Scatassa, G. Purpari, G. Chiarenza, A. Guercio, V. Cannella, F. Grippi

**P157**

**The illegal treatment of Red Tuna with nitrites: food safety implications and analytical methods of identification**

S. Summa, M. Iammarino, S. Lo Magro, P. D'Antini, G. La Bella, G. Nobili, M.G. Basanisi, G. La Salandra, R. Romaniello, A.E. Barrasso, M. Muscarella

**P158**

**Comparative evaluation of three capture enrichment kits for the virome analysis by shotgun metagenomic: a pilot study on oysters**

V. Indio, J. Schaeffer, F. Troja, M. Desdouts, A. De Cesare, S. Le Guyader

**P159**

**Effect of different cooking treatments on the formation of polycyclic aromatic hydrocarbons in pork meat**

M. Ingegno, M. Iammarino, G. Berardi, I. Della Rovere, R. Colangelo, A. Calitri, V. Nardelli

**P160**

**Detection of Ciguatoxins: LC-MS/MS method and implementation of cytotoxicity assay neuroblastoma (N2a)**

D. Lenzo, D. Ippoliti, T.M. Vollaro, S. Dall'Ara, F. Pino, S. Milandri

**P161**

**Qualitative analysis of Ochratoxin A levels in soluble and roasted coffee samples by LC-MS/MS**

G.M. Lo Dico, A. Calogero, L. Pantano, A. Macaluso, E.M.D. Messina, M.D. Buscemi, F.G. Galluzzo, V. Ferrantelli

**P162**

***Origanum* spp. species identification: comparison between Sanger sequencing and metabarcoding**

G. Magagna, B. Maestrelli, M. Tilola, G. Fedrizzi, M.N. Losio, V. Filippello

**P163**

**Development of new monoclonal antibodies against food allergens**

M. García-Durán, E. Soria, R. González, E. Hevia, A. Camuñas, J. Martínez-Cano, P. Boehler, C. Romero, S. Peransi, J. Salcedo, P. Rueda

**P164**

**Validation of sensitive and rapid immunoassay method to detect coconut allergen in foods and beverages**

S. Morello, S. Lupi, C. Tramuta, E. Barucci, D.M. Bianchi

**P165**

**Species authentication of insect-based food by DNA metabarcoding**

A. Mottola, L. Lorusso, L. Ranieri, C. Intermite, A. Di Pinto

**P166**

**Micro-RNAs in milk exosomes as biomarkers for detection of recombinant somatotropin misuse in dairy cows**

N. Giaccio, M. Arigoni, R. Calogero, M. Pezzolato, E. Biasibetti, E. Bozzetta, A. Lamas, P. Regal, A. Benedetto

**P167**

**Assessment of persistence and viability of SARS-COV-2 WUHAN B.1 and SARS-COV2 ERIS EG.5.1 on plant-based foods: implications for transmission and food safety**

G. Picazio, G. Fusco, S. Brandi, L. Cardillo, L. Cozzolino, M. Viscardi, A. Pucciarelli, F. Di Maggio, M. Nunziato, E. De Carlo, C. De Martinis, F. Salvatore

**P168**

**Asiatic products monitoring to verify label compliance: allergens detection in imported food sold in Northern Italy market**

L. Ragni, R. Bertolassi, M. Ferrari, E. Pavoni, G. Finazzi, M.N. Losio, B. Bertasi

**P170**

**Tests for detection of allergens in edible insect-based foods: ELISA as a screening test and food safety indicator**

L. Biondi, B. Cioffi, A. Cutarelli, A.M.I. Montone, D. Cristiano, F.P. Serpe, F. Capuano, E. De Carlo, G. Fusco

**P171**

**Detection of vertebrate DNA in vegan food by real-time PCR method**

C. Tramuta, S. Morello, C. Avena, D.M. Bianchi

**P172**

**Detection of E. coli STEC in dairy products: validation of pool analysis according to ISO 6887-1:2017**

G. Weiss, G. Cento, E. Cristelli, K. Debiasi, M. Furlan, E. Ramon, S. Rodas, A.A. Lettini, R. Lucchini

**FORENSIC DIAGNOSTICS**

**P173**

**Forensic Veterinary Medicine – Illegal disposal of pigeon carcasses with multiple epizootics**

M. Alsaad, S. Hermann, M. Sinniger, H. Marti, S. Albini

**P174**

**Development of analytical methods and diagnostic protocols for the determination of plant toxins in animal poisoning cases**

F. Maccagnan, A. Mariacher, L. Di Benedetto, C. Eleni, A. Mastromattei, G. Bruni, V. D'Onofrio, F. Corrias, A. Piazza, S. Tonon, D. Deni, C. Focardi, G. Rosa

**P175**

**Overkilling in a dog: a case report**

F. Pesce, E. Sannino, E. Ragosta, G. Picazio, M. Esposito, M. Di Matteo, B. Degli Uberti, S. De Luca, N. Di Caprio, D. Citarella, G. Fusco, G. Miletti

**P176**

**Reported mortality and prevalence of infectious diseases of free-living Griffon Vulture (*Gyps fulvus*) over the twenty-year period 2003-2023 in Central Italy**

S. Salucci, G. Scortichini, G. Di Teodoro, P. Badagliacca, G. Di Francesco, S. Pelini, M.C. Cantelmi, B. Costantini, S. Centi, M. Ciminelli, F. Iannino, A. Cocco, N.M. Sulli, E.E. Tieri

**GENOMICS**

**P177**

**Molecular identification and target enrichment sequencing of PanCoronavirus detected in animals**

A. Bianco, S. Castellana, L. Del Sambro, L. Capozzi, A. Giannico, L. Pace, L. Marino, V. Manzulli, C. Ortello, M.L. Difato, G. Caldarola, V. Martella, D. Galante, A. Parisi

**P178**

**Diagnostics with Oxford Nanopore Sequencing: key improvements and insights from years of ONT Experience.**

G. Croville, M. Walch, A. Secula, J. Guerin

**P179**

**Genetic characterization and study of virulence and AMR genes of Bacillus anthracis strains isolated in Italy**

D. Galante, S. Castellana, V. Manzulli, A. Parisi, L. Serrecchia, V. Rondinone, L. Pace, D. Farina, A. Fasanella, A. Scarinci, A. Bianco

**P180**

**Extension of Multiplex PCR for Streptococcus suis**

N. Kralova, O. Legradyova, M. Zouharova, J. Matiasovic

**P181**

**Population Analysis of Yersinia enterocolitica strains circulating in Italy through Whole Genome Sequencing**

E. Ventola, M. Montalbano Di Filippo, P. Chiani, A. Knijn, M. Marra, V. Libri, G. Scavia, E. Delibato, S. Morabito, V. Michelacci

**P182**

**Circular economy and aquaculture: evaluating the effects in farmed Sparus aurata of diets supplemented with polyphenols from olive oil by-products**

M. Torricelli, A. Felici, R. Branciarri, M. Trabalza Marinucci, M. Biagetti, A. Manfrin, R. Galarini, L. Boriani, E. Radicchi, C. Sebastiani, M. Ciullo, S. Primavilla, F. Agnetti



### P183

#### **Transcriptome analysis of brain, intestine and hypopharyngeal glands of *Apis mellifera* using the Oxford Nanopore third generation sequencing technology**

L. Zulian, M. Pauletto, A. Vezzi, G. Sales, F. Bordin, M. Dacasto, F. Mutinelli, A. Granato

## IMMUNOLOGY AND VACCINES

### P184

#### **An annual primary vaccination of replacement ewes against Coxiellosis induced a long-lasting immune response and allowed a control of infection**

J. Böttcher, B. Bauer, C. Ambros, M. Alex, U. Domes, S. Roth, K. Boll, M. Korneli, K. Bogner, A. Randt, B. Janowitz

### P185

#### **Effect of vaccine candidates on the immunodiagnosis of animal TB and assessment of defined antigens as DIVA reagents**

P. Cuenca-Lara, M. Blay-Benach, Z. Cervera, C. Melgarejo, J. Moraleda, I.A. Sevilla, J.M. Garrido, M. Singh, G. Jones, B. Pérez De Val

### P186

#### **Quality control of veterinary autogenous vaccines by monocyte activation test (MAT) performed on a mouse cell line: preliminary data**

A. Di Paolo, C. Colabella, R. Liberti, L. Anzalone, I. Font Monclus, C. Raviolo, G. Severi, M. Cagiola

### P187

#### **Evaluation of the performance of two commercial Interferon Gamma Release Assay kits for the diagnosis of tuberculosis in water buffalo (*Bubalus bubalis*): preliminary data**

A. Martucciello, A. Donniacuo, E. De Carlo, P. Mazzone, L. Schiavo, M.B. Boniotti, P. Cerrone, C. Spoleto, G. Galiero, J. Bezos, B. Romero Martinez

### P188

#### **Swine nephroblastoma: a comparative model for human Wilms' tumor?**

F. Fruscione, G. Del Zotto, C. Cantoni, G.M. Spaggiari, B. Cafferata, E. Brambilla, V.G. Vellone, L. Gibelli, C. Pigoli, C.G. De Ciucis, L. De Paolis, B. Passeri, V. Grieco, E. Razzuoli

### P189

#### **Development and field validation of companion serological and molecular DIVA assays for ASF vaccines, based on the detection of the p72, EP153R, and eGFP genes/codified proteins**

G. González-García, J. Fernández-Pinero, C. Gallardo, C. Galán, M. Montón, S. Barroso-Arévalo, N. Casado, J.Á. Barasona, Ž. Šteingolde, J. Buitkuvieni, P. Václavek, A. Oggiano, I. Nurmoja, J.M. Sánchez-Vizcaíno, Á. Venteo, P. Sastre, P. Rueda

### P190

#### **Development of a *Coxiella burnetii* neutralization assay**

M. Heijne, Y. Corripio-Miyar, A. Dinkla, M. Van Den Esker, T. Mcneilly, L. Ravesloot, A. Koets

### P191

#### **In silico and in vitro characterisation of recombinant *Chlamydia abortus* antigens as potential vaccine candidates.**

H. Hill, M. Livingstone, K. Aitchison, C. Cunnea, K. Snedden, M. Rocchi, S. Wattedgedera, D. Longbottom

### P192

#### **Poultry vector vaccines: innovative serological assays for vaccination monitoring and DIVA testing for H5 avian Influenza A**

S. Lesceu, M. Gaimard, C. Redal, J. Drus, C. Lefebvre, M. Zorbas, L. Comtet, P. Pourquier

### P193

#### **Optimization of bacterial liquid cultures for autogenous vaccine production to be administered to species of aquaculture interest**

D. Prataviera, A. Tondo, B. Colò, M. Picchi, L. Cortinovia, M. Bottinelli, S. Catania

### P194

#### **Exploring the role of inactivated BCG as an immunomodulator in SARS-CoV-2 disease**

L. Sánchez-Morales, N. Porras, T. García-Seco, M. Pérez-Sancho, F. Cruz, S. Barroso-Arévalo, B. Chinchilla, M. Diaz-Frutos, A. Buendía, I. Moreno, A. Rodríguez-Bertos, M. Domínguez, L. Domínguez

## LABORATORY ANIMALS

### P195

#### **Artificial scaffold in polybutylene succinate for bone tissue regeneration: study on the in vivo "rabbit" model**

L. Cicero, R. Cirincione, M. Licciardi, R. Puleio, G. Vigni, L. D'Itri, V. Gargano, D. Gambino, G. Barbaccia, D. Vicari, G. Cassata

### P196

#### **ATP assay for toxicity evaluation of autogenous vaccines: a replacement approach to rodent model**

A. De Mattia, M.A. Checco, R. Villa, A. Cacciamali, S. Dotti

### P197

#### **Proteic and genomic characterization of non-pathogenic but invasive *Bordetella bronchiseptica* strains in laboratory SPF rabbits**

R. Eliacin, C. Pelletier, M. Tisserant, C. Mathieu

## MISCELLANEOUS

### P198

#### **The distribution of *Chlamydia abortus* in lymph nodes from infected ewe**

S.G. Caspe, N.D. Sargison, E. Milne, S.R. Wattedgedera, D. Longbottom

#### **P199**

##### **Prevalence of parasitic infestations by Cestodes, Nematodes and Coccidia in sheep farms in Sicily – Italy**

G. Barbaccia, D. Gambino, V. Gargano, L. Cicero, R. Cirincione, D. Vicari, G. Cassata, A. Vella

#### **P200**

##### **Minimum Inhibitory Concentration of antimicrobials may not prevent *Mycoplasma gallisepticum* and *Mycoplasma synoviae* from synthesizing biofilm in vitro**

B. Colò, M. Bottinelli, G. Nai, D. Prativiera, E. Rinaldi, A. Tondo, S. Catania

#### **P201**

##### **Quality control studies on large batches of fetal bovine serum for use in diagnostics**

E. De Haan, M. Tacken, D. Kalk-Korver, M. Span, S. Avci-Seker, D. Van Zoelen-Bos, J. Van Der Goot

#### **P202**

##### **Chicken in lamb's clothing: species substitution in single protein dog food**

V. Filipello, C. Wehbe, G. Magagna, M. Tilola, E. Butovskaya, E. Faggionato

#### **P203**

##### **Comparison of protocols useful to isolate and count of microplastics in *Caretta caretta* stool samples**

C. Lomonaco, E. Morici, G. Schirò, R. Disclafani, L. Tranchina, F.P. Bonomo, V. Monteverde, M. Licciardi, S. Dara, P. Galluzzo

#### **P204**

##### **Detection of *Neospora caninum* antibodies in aows and their offspring**

L.V. Athanasiou, E.G. Katsogiannou, C.N. Tsokana, D. Gougoulis, S.M. Papadakis, V.G. Papatsiros

#### **P205**

##### **Preliminary results on the isolation of specific *Bacillus anthracis* bacteriophages from naturally contaminated sites and their potential use as environmental decontaminants**

V. Manzulli, D. Farina, A. Bianco, S. Castellana, A. Fasanella, V. Rondinone, L. Serrecchia, L. Pace, E. Poppa, M. Iatarola, D. Galante

#### **P206**

##### **Microplastics biodegradation potential of bacteria isolated from aquatic environment of the Adriatic Sea**

S. Peralisi, S. Di Lullo, D. Maiolatesi, G. Angelico, G. Talevi, S. Nardi, F. Leoni, F. Barchiesi, E. Rocchegiani, D. Ottaviani

#### **P207**

##### **Preliminary study on the haemolysis influence on protein electrophoresis in calves sera**

M. Soncin, M. Bertola, C. Falcaro, E. Passabì, D. Peruffo, V. Bertazzo, A. Stefani, R. Tessari, F. Peraro, F. Mutinelli

## **NEW DIAGNOSTIC TESTING TECHNOLOGIES**

#### **P208**

##### **Development and optimization of a multiplex bead-based assay for the detection of antibodies against BoHV1, BVDV1 and BVDV2 in serum and milk samples**

B. Colitti, E. Locatelli, A.R. Vlad, D. Giaccone, C. Nogarol, L. Bertolotti, S. Rosati

#### **P209**

##### **An improved competitive ELISA for a reliable detection of Contagious Bovine Pleuropneumonia (CBPP)**

L. Comtet, J. Gaborit, K. Martin, C. Derendinger, A. Greatrex, A. Limozin, P. Pourquier

#### **P210**

##### **A new triplex RT-qPCR to detect and differentiate Bluetongue and Epizootic Hemorrhagic Disease in a single well**

L. Comtet, L. Despois, E. Bianchini, A. Limozin, P. Pourquier

#### **P211**

##### **Evaluation of an indirect ELISA based on E2 recombinant protein for the serological detection of Ovine Pestivirus in porcine sera.**

M. Corsa, G. Pezzoni, A. Castelli, R. Benevenia, M. Giammarioli, D. Meyer, P. Becher, E. Sozzi

#### **P212**

##### **Development of a sensitive and rapid homogeneous bioluminescent diagnostic assay platform for animal infectious diseases**

M. Dart

#### **P213**

##### **Validation of AIV and RABV molecular methods employing commercial freeze-dried reagents and deployment in Sub-Saharan diagnostic laboratories**

P. Drzewnioková, I. Brian, A. Fortin, M. Marcin, M. Gourlaouen, A. Angot, M. Niang, I. Dah, K. Berete, A. Diakite, F. Tall Lo, V. D'Amico, V. Valastro, P. De Benedictis, I. Monne, V. Panzarin

#### **P214**

##### **Developing a recombinant protein Enzyme Linked Immunosorbent Assay (ELISA) for diagnosis and prevalence of *Babesia divergens***

P. Formisano

#### **P215**

##### **Design and validation of a qRT-PCR array to discriminate virulent and avirulent APMV-1**

A. Fortin, A. Laconi, I. Monne, S. Zohari, K. Andersson, C. Grund, M. Cecchinato, M. Crimauo, V. Valastro, V. D'Amico, A. Bortolami, M. Gastaldelli, M. Varotto, A. Abdelrahman, N. Amarin, M.B. Abubakar, R. Belayneh, Y.B. Cyprien, V. Christodoulou, I. Chvala, A. Dodovski, S.A. Ghafouri, M. Giasuddin, M. Hassan, A. Kammon, I. Shittu, C.J. Snoeck, M. Steensels, D. Suarez, M.K. Torchetti, S.M. Tshipambe, L.H. Ouermi Zerbo, C. Terregino, V. Panzarin

**P216****Complete diagnostic solution for Epizootic Haemorrhagic Disease monitoring**

C. Aira, S. Hernández-Antón, L. López, C. Galán, M.Á. Risalde, P. Rueda, A. Fresco-Taboada

**P217****Improved serological assays for the diagnosis of Canine Leishmaniosis**

R. Mahdavi, C. Aira, H. Redondo, L. López, C. Galán, P. Rueda, A. Fresco-Taboada, U. Steinhoff

**P218****Application of a ruminant abortion Multiplex qPCR-HRM technique to investigate abortions in small ruminants, Greece**

I. Gouvias, M. Lysitsas, G. Valiakos

**P219****Comparative evaluation of mastitis bacteriological identification methods in dairy cows during the pre-drying off period**

F. Laforêt, T. Glouden, M. Vandermolén, M. Beaudor, M. Liégeois, V. Dave

**P220****Recombinant antibody generation and adaptation to animal health diagnostic tests**

J. Martínez-Cano, E. Soria, A. Camuñas, M. Terrasa, J. Sarraseca, Á. Venteo, S. Collado, P. Rueda, M. García-Durán

**P221****LAMP: new DNA amplification technology as a point of care tool to help diagnostic of pathogens in animals**

L. Melo, T. Thibault, L. Valot, A. Zocevic, M. Simonnet, W. Yakoub, D. Schieb, M. Gene, E. Schaeffer, C. Bettin, L. Thiery

**P222****Validation of a droplet digital PCR assay using the lambda prophage type 3 target to detect B. anthracis**

L. Pace, M.G. Basanisi, V. Rondinone, G. La Salandra, V. Manzulli, A. Aceti, L. Serrecchia, F. Tolve, A. Scarinci, V. Vetrutto, G. La Bella, G. Nobili, D. Galante

**P223****Validation of passive samplers for the detection of Avian Influenza virus in wetlands**

M. Crimauco, S. Marciano, P. Berto, S. Bofill Mas, M. Rusiñol, A. Bortolami, F. Pascoli, F. Bonfante, C. Terregino, V. Panzarín

**P224****Veterinary rapid point-of-care testing using the portable isothermal loop mediated nucleic acid amplification pluslife platform**

V. Sarchese, F. Di Profio, E. Prato, C. Commisso, F. Marsilio, V. Martella, B. Di Martino

**P226****Development of a routine analysis method for creatinine in milk**

J. Schaep, I. Jacobs, V. Huys, L. Allais, N. Botteldoorn, E. Van Driessche, T. Vanblaere

**P227****PCR-based methods for the detection of botulinum producing-Clostridia type C, D, and their mosaic variants**

S. Taglieri, C. Scalfaro, F. Anniballi

**P228****MikroWin 2020 – an automated ELISA interpreter**

M. Van Den Brandt-Willekes, P. Van Kalsbeek, I. Heite

**PROFICIENCY TESTING – PARTICIPANT AND ORGANIZER PERSPECTIVE****P229****Istituto Zooprofilattico Sperimentale delle Venezie - Proficiency Testing (PT) AQUA on Food Microbiology: 20 years of experience**

A. Bevilacqua, R. Trevisan, F. Loriggiola, M. Favretti, L. Barco

**P230****How a pharmaceutical industry ensures reliable testing for post-vaccination monitoring: Ceva Animal Health initiatives**

E. Dupas, G. Dauphin

**ZOONOSES / VECTOR BORNE DISEASES****P231****Circulation and prevalence of Enteric Viruses in coastal waters of the Campania region**

F. Serra, M. Levante, L. Marati, A. Pucciarelli, I. Di Bartolo, M. Monini, G. Ianaro, D. Iaccarino, E. Esposito, E. De Carlo, G. Fusco, M.G. Amoroso

**P232****Genetic and antimicrobial resistance characterization of Lactococcus isolates from Mediterranean fish outbreaks**

J.L. Arnal Bernal, C. Sanz Tejero, E. Planas Callao, S. Del Caso Yagüe, G. Chacón Pérez, D. González Martín

**P233****First report of Leishmania infantum in captive non-human primates in Italy**

G. Barlozzari, V. Galletta, L. Salvato, F. Romiti, C. De Liberato, G. Marafini, V. Russini, K.G. Friedrich, P. Di Cerbo, C. Eleni, M. Scarpulla

**P234****Investigation on Q Fever agent in donkey milk**

L. Bellinati, L. Ceglie, T.O. Kevenk, L. Lucchese, A. Natale, F. Giacometti, L. Alberghini

**P235****West Nile Virus surveillance in the Campania region, year 2023**

M. Buonanno, S. Smeraldo, F. Gargano, M. Ottaiano, R. Brunetti, L. Baldi, E. De Carlo

**P236****Entomological surveillance for West Nile and Usutu virus in Apulia region (Southern Italy): first evidence of WN virus in mosquitoes (2023 year)**

M.A. Cafiero, D.A. Raele, L. Marino, N. Cavaliere, D. Pugliese, M. Beverelli, M.G. Cariglia, F. Speranzoso, S.P. Grimaldi, M.C.F. Nardella La Porta, O. Mongelli

**P237****Detection of Toxoplasma gondii DNA in raw milk of water buffaloes (Bubalus bubalis) from southern Italy**

G. Cappelli, A. Mancusi, D. Vecchio, G. Di Vuolo, C. Grassi, A. Bosco, A. Martucciello, Y. Proroga, M. Serrapica, C.A. Denise, O. Di Maro, L. Rinaldi, E. De Carlo

**P238****Skin lesions caused by Mycobacterium africanum in a domestic cat**

A. Caprioli, P. Alba, C. Cocumelli, C. Eleni, V. Galietta, L. Sorbara, F. Stravino, F. Feltrin, R. Amoruso, C. Buccella, F. Ceccaroni, M. Frega, A. Franco, B. Antonio

**P239****Molecular detection of Babesia/Theileria spp. in ticks collected from migratory birds captured at Faunistic Observatory of the Asinara Island, Sardinia, Italy**

V. Chisu, P. Bianco, L. Giua, G. Masu, C. Foxi, G. Masala, I. Piredda

**P240****First report of Listeria monocytogenes in a septicemic pet chinchilla (Chinchilla lanigera Molina, 1782) in Italy**

L. Cirasella, E. Massella, S. Pongolini, C. Bracchi, S. Russo, G. Tosi, C. Siclari, L. Fiorentini, S. Perulli

**P241****Preliminary study of anti-Leishmania activity of two new semi-synthetic chalcones**

F. Facciponte, E. Anselmo, L. Siragusa, S. Giardina, E. Oliveri, F. Bruno, G. Castelli, F. Vitale

**P242****Development of a molecular assay for the detection of Borrelia SPP. in animal samples**

V. Facile, M. Magliocca, L. Gallina, L. Urbani, A. Balboni, M. Battilani

**P243****Preliminary analysis on the impact of climate change on the emergence of vector-borne diseases**

F. Gargano, M. Ottaiano, R. Brunetti, M. Buonanno, C. De Martinis, G. Colarusso, A. Esposito, L. Baldi, E. De Carlo

**P244****Involvement of formyl peptide receptor 2 in canine Coronavirus infection**

R. Giugliano, L. Del Sorbo, V. Iovane, P. Cuomo, A. Gentile, M.M. Salvatore, C. Zannella, A. De Filippis, M. Galdiero, A. Pratelli, R. Capparelli, A. Andolfi, F. Fiorito

**P245****Borrelia miyamotoi in Ixodes ricinus ticks recovered from hosts in Lombardy region, Northern Italy**

E. Olivieri, S. Rigamonti, I. Karaman, N. Vicari, I. Bertoletti, A. Bianchi, C.M. Lodola, G.L. Polonini, M. Macrelli, A. Grassi, G. Maioli, P. Prati

**P246****Identification of a new subtype of hepatitis E Virus in wild boars**

G. La Bella, A.M. D'Antuono, M.G. Basanisi, G. Nobili, R. Coppola, A.M. Damato, G. Occhiochiuso, S. Faleo, P. Di Taranto, F. Pellegrini, G. Lanave, V. Martella, G. La Salandra

**P247****A novel multiplex PCR approach for Anaplasma spp, Borrelia burgdorferi and Rickettsia spp screening in ticks collected from humans**

J. Lai, C. Tessarolo, V. Carta, A. Ferrari, M. Gallo, C. Palmitessa, M. Lo Faro, A. Favole, S. Peletto, M.G. Maniaci, T. Avanzato, C. Pasqualini, M. Caramelli, C. Casalone, C. Corona

**P248****Swine Norovirus: from overlooked agent to possible zoonotic concern. Molecular identification and characterization in Spanish swine herds**

S. Lazaro, C. Martinez, J.L. Arnal, A. Benito

**P249****Infection with Mycobacterium microti in South American camelids in Switzerland**

J. Lienhard, U. Friedel, M. Schneeberger, S. Schmitt

**P251****Human-animal leptospirosis outbreak. Diagnostic approach in a One Health perspective**

E. Mazzotta, N. Menegotto, V. Biscaro, E. Vian, C. La Spisa, E. Pascotto, L. Ceglie, L. Bellinati, L. Lucchese, C. Zanardello, G. Foiani, A. Busa, A. Natale

**P252****Exploring the potential of Muridae as sentinels for human and zoonotic viruses**

I. Di Bartolo, L. De Sabato, G. Ianiro, G. Vaccari, F.M. Dini, F. Ostanello, M. Monini

**P253****Ticks and associated pathogens from wild animals in Valle d'Aosta region (NW Italy): data from 2017 to 2022**

C. Nogarol, S. Robetto, I.N. Miceli, S. Brusadore, L. Domenis, R. Spedicato, S. Di Bella, A. Guercio, V. Blanda, R. Orusa, M.L. Mandola

**P254****Wild boar as a potential reservoir of foodborne zoonotic agents in Central Italy: a 2-year monitoring**

S. Primavilla, M. Borghi, R. Ortenzi, R. Branciari, R. Roila, D. Ranucci, C. Altissimi, S. Gavaudan, S. Di Lullo, B. Morandi, A. Valiani

#### P255

##### **First candidatus *Mitochondria mitochondrii* investigation through Real-Time PCR and Droplet Digital PCR**

A. Pucciarelli, L. Cardillo, M. Viscardi, G. Picazio, N. D'Alessio, G. Sgroi, V. Veneziano, G. Fusco, C. De Martinis

#### P256

##### **West Nile Encephalitis claims the life of a horse in the Apulia region, Italy**

D.A. Raele, L. Marino, N. Cavaliere, M.A. Cafiero, R. Catanzariti, E. Macolino, M.S. Cappucci, E. De Simone, L. Del Sambro, L. Capozzi, A. Petrella

#### P257

##### **Shiga toxin-producing *Escherichia coli* from roe deer (*Capreolus capreolus*), fallow deer (*Dama dama*) and red deer (*Cervus elaphus*) in Emilia Romagna Region, Northern Italy**

M. Sampieri, P. Chiani, S. Lauzi, R. Tozzoli, C. Garbarino, A. Prosperi, G. Pupillo, G. Rugna, S. Rubini, M. Frasnelli, L. Fiorentini, P. Bassi, A. Padovani, S. Palminteri, G. Galletti, G. Scavia, R. Taddei

#### P258

##### **Exposure of red foxes to *Toxoplasma gondii*, *Anaplasma phagocytophilum*, *Leishmania infantum*, and *Trichinella* spp. in Greece: a serological investigation**

L.V. Athanasiou, S. Boutsini, E.G. Katsogiannou, K.E. Tasioudi, D.P. Papatheodorou, G. Markantonatos, S. Tampach, M. Bisia, D. Stogiou, C.N. Tsokana



# IDEXX



## Detect Paratuberculosis with Accurate Diagnosis

### IDEXX ELISA Paratuberculosis Screening Ab

- **Sensitivity >75%** makes herd management easier
- **Specificity reaching 99%** ensures trust and saves time
- Suitable for **bovine, caprine serum, plasma, and bovine milk**

### IDEXX RealPCR\* MAP DNA Test

- Improve Paratuberculosis **diagnostic value by identifying more shedders using feces (individual and pool of 5 as well as culture samples)**
- **Increase ease of use** with the modular RealPCR platform

For more information, visit  
[bovine.idexx.info/paratuberculosis](http://bovine.idexx.info/paratuberculosis)







SOCIETÀ ITALIANA DI DIAGNOSTICA  
DI LABORATORIO VETERINARIA

[www.sidilv.org](http://www.sidilv.org)



ORGANIZING SECRETARIAT

**VET International Srl**

Via Carlo Farini, 81 - 20159 Milano  
Ph. +39 0266802323

General Info: [giorgio.mazzeo@vetinternational.eu](mailto:giorgio.mazzeo@vetinternational.eu)

Speakers and Guests: [chiara.fiordimondo@vetinternational.eu](mailto:chiara.fiordimondo@vetinternational.eu)

Registrations and Abstract: [federica.donzelli@vetinternational.eu](mailto:federica.donzelli@vetinternational.eu)